

# IP67



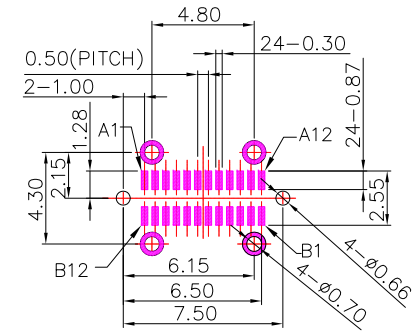
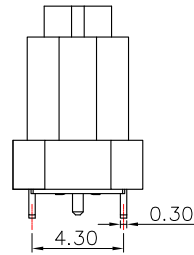
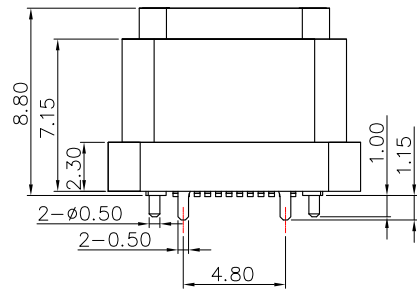
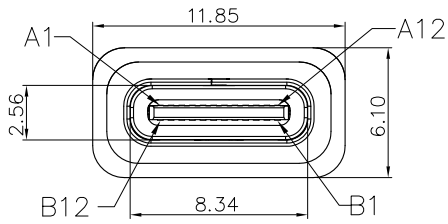
## SBC-W240VSE-31x-S410

鍍層厚度:

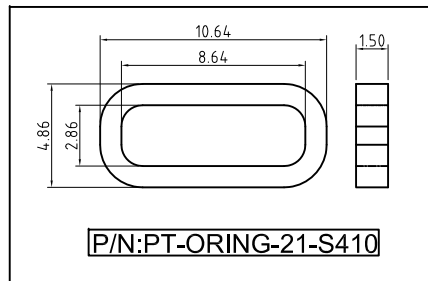
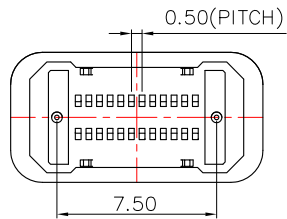
Blank : 1u"

2 : 15u"

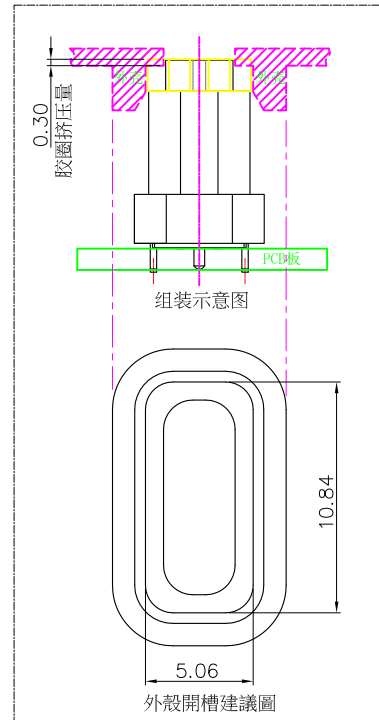
3 : 30u"



RECOMMENDED P.C.B. LAYOUT



PIN NUMBER	SIGNAL NAME	PIN NUMBER	SIGNAL NAME
A1	GND	B12	GND
A2	SSTXp1	B11	SSRXp1
A3	SSTXn1	B10	SSRXn1
A4	VBUS	B9	VBUS
A5	CC1	B8	SBU2
A6	Dp1	B7	Dn2
A7	Dn1	B6	Dp2
A8	SBU1	B5	CC2
A9	VBUS	B4	VBUS
A10	SSRXn2	B3	SSTXn2
A11	SSRXp2	B2	SSTXp2
A12	GND	B1	GND



### SPECIFICATIONS

Electrical:

1. Rating: 3.0A
2. Contact Resistance: 40 mΩ Max
3. Insulation Resistance: 100 MΩ Min
4. Dielectric Withstanding Voltage: 100V AC

NO.	DESCRIPTION	MATERIAL	REMARKS
6	防水圈	矽膠	BLACK
5	SHELL	STAINLESS STEEL	Ni Plated
4	SHIELDING PLATE	STAINLESS STEEL	Ni Plated
3	CONTACT	C7025	Au/Ni Plated
2	SHELL HOUSING	PA10T	BLACK
1	HOUSING	LCP	BLACK

**CONTACT** 建倚科技股份有限公司  
CONTACT TECHNOLOGY CORP.

TOLERANCE UNLESS OTHERWISE STATED

Up to 5 ±0.2  
Above 5 ~ 15 ±0.3  
Above 15 ~ 30 ±0.4  
Above 30 ~ 50 ±0.5  
Angle ±0.3°

3RD. ANGEL'S



UNITS MM

DRAWN BY: Jack Lu DATE: 08/02/22  
CHECKED BY: Jacky Chen DATE: 08/02/22  
APPROVED BY: Tony Kao DATE: 08/02/22

MAT'L	TITLE	SIZE
	USB CONNECTOR	A4
FINISH	MODLE	VER
	TYPE C/F 3.1 VERTICAL SMT TYPE	R1
SCALE	DWG NO.	SHEET NO.
1 : 1	SBC-WP240VSE-31x-S410	1 of 1
PART NO.	SHEET NO.	
SBC-WP240VSE-31x-S410	1 of 1	

ITEM NO	DESCRIPTION	DRAWN	DATE
1	新增外殼開槽建議圖	Jack	080222