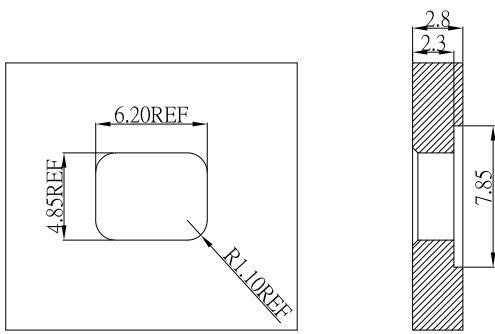
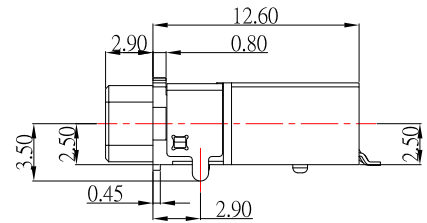
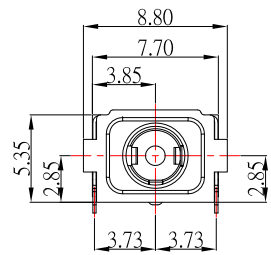
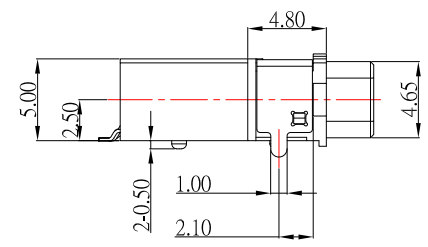
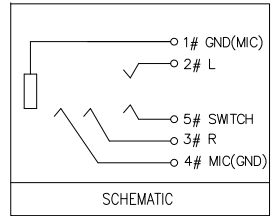
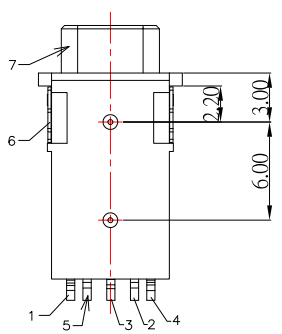


RECOMMENDED P.C.B LAYOUT TOP VIEW



面板開孔參考尺寸



SPECIFICATION

- 1.Rating : 12V , 0.5A
- 2.Contact resistance : ≤ 50mΩ
- 3.Insulation resistance : ≥ 100MΩ
- 4.Withstand voltage : 500V AC
- 5.Insertion and extraction force : 3-30N
- 6.life test : 5,000 cycles

ITEM	NAME	Q'TY	DESCRIPTION
⑧	COVER	1	PA10E BLACK
⑦	HOUSING	1	PA10E BLACK
⑥	SHELL	1	PHOSPHOR BRONZE; THE BOTTOM OF THE NICKEL; THE WHOLE TIN PLATING
⑤	TERMINAL 5#	1	PHOSPHOR BRONZE; NICKEL UNDERPLATING OVERALL, GOLD FLASH ON THE WHOLE
④	TERMINAL 4#	1	PHOSPHOR BRONZE; NICKEL UNDERPLATING OVERALL, GOLD FLASH ON THE WHOLE
③	TERMINAL 3#	1	PHOSPHOR BRONZE; NICKEL UNDERPLATING OVERALL, GOLD FLASH ON THE WHOLE
②	TERMINAL 2#	1	PHOSPHOR BRONZE; NICKEL UNDERPLATING OVERALL, GOLD FLASH ON THE WHOLE
①	TERMINAL 1#	1	PHOSPHOR BRONZE; NICKEL UNDERPLATING OVERALL, GOLD FLASH ON THE WHOLE

ITEM NO.	DESCRIPTION	DRAWN	DATE
3	新增PCB LAYOUT尺寸	Jack	062923
2	更新圖面	Jack	061423
1	更新材質	Jack	053023

CONTACT 建倚科技股份有限公司
CONTACT TECHNOLOGY CORP.

TOLERANCE UNLESS OTHERWISE STATED:

Up to 5	±0.2
Above 5 ~ 15	±0.3
Above 15 ~ 30	±0.4
Above 30 ~ 50	±0.5
Angle	±0.3°

3RD. ANGEL'S

UNITS MM

DRAWN BY:	DATE	MAT'L	TITLE	JACK
Jack Lu	06/29/23			
CHECKED BY:	DATE	FINISH	MODLE	3.5mm PHONE JACK 防水型
Jacky Chen	06/29/23			
APPROVED BY:	DATE	SCALE	DWG NO.	PJ-WP30015DS-S457
Tony Kao	06/29/23	1 : 1		
		SHEET NO.	PART NO.	PJ-WP30015DS-S457
		1 of 1		
			SIZE	A4
			VER	R3