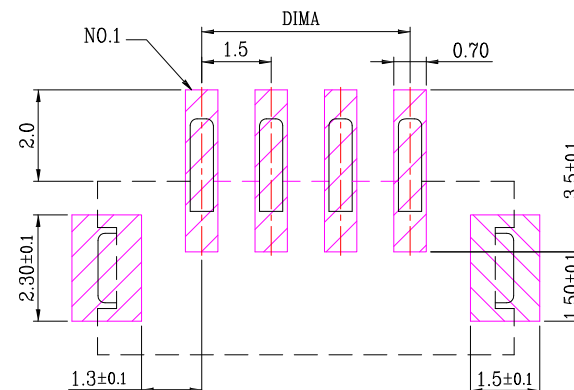
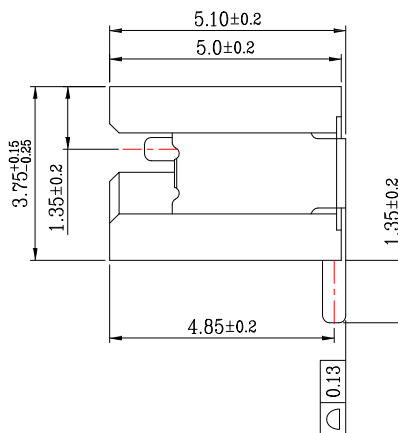
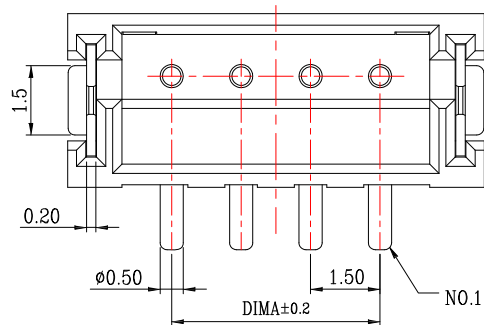


With Cover



P.C.B LAYOUT MOUNTING PATTERN



SPECIFICATIONS

- 1.Current rating : 1.0A , AC / DC
- 2.Voltage rating : 100V, AC / DC
- 3.Temperature rating : -25°C ~ +85°C
- 4.Insulation resistance : 500MΩ min.
- 5.Contact resistance : 20mΩ /Max

Material:

- 1.Housing : LCP
- 2.Contact : Brass,Tin over Nickel

PIN NO.	Dimensions	
	A	B
2	1.50	6.00
3	3.00	7.50
4	4.50	9.00
5	6.00	10.50
6	7.50	12.00
7	9.00	13.50
8	10.50	15.00
9	12.00	16.50
10	13.50	18.00
11	15.00	19.50
12	16.50	21.00
13	18.00	22.50
14	19.50	24.00
15	21.00	25.50
16	22.50	27.00
17	24.00	28.50
18	25.50	30.00
19	27.00	31.50
20	28.50	33.00

ITEM NO.	DESCRIPTION	DRAWN	DATE
2	更新圖面	Jack	121318
1	更新為A0版	Jack	040617

CONTACT 建倚科技股份有限公司
CONTACT TECHNOLOGY CORP.

TOLERANCE UNLESS OTHERWISE STATED :
 Up to 5 ±0.2
 Above 5 ~ 15 ±0.3
 Above 15 ~ 30 ±0.4
 Above 30 ~ 50 ±0.5
 Angle ±0.3

3RD. ANGEL'S

UNITS MM

DRAWN BY:	DATE	MAT'L	TITLE	CONNECTOR
Jack Lu	04/06/17			
CHECKED BY:	DATE	FINISH	MODLE	WAFER 1.5 SMT 180度
Jacky Chen	04/06/17			
APPROVED BY:	DATE	SCALE	DWG NO.	WF-1501VSxx-S304
Tony Kao	04/06/17	1 : 1		
		SHEET NO.	PART NO.	WF-1501VSxx-S304
		1 of 1		
				SIZE A4
				VER R2