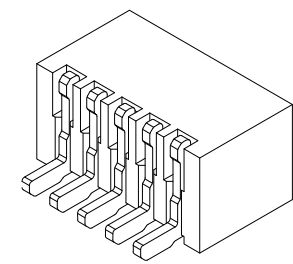
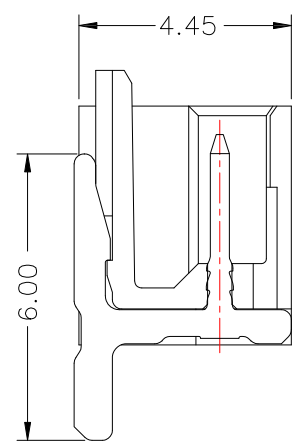
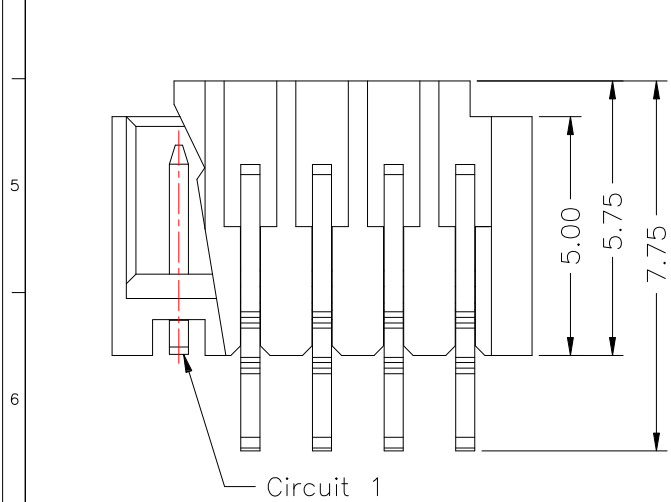


PIN NO.	Dimensions	
	A	B
02	1.50	4.30
03	3.00	5.80
04	4.50	7.30
05	6.00	8.80
06	7.50	10.30
07	9.00	11.80
08	10.50	13.30
09	12.00	14.80
10	13.50	16.30
11	15.00	17.80
12	16.50	19.30
13	18.00	20.80
14	19.50	22.30
15	21.00	23.80

P.C.B LAYOUT MOUNTING PATTERN



SPECIFICATIONS

- 1.Current rating : 3.0A , AC / DC
- 2.Voltage rating : 50V, AC / DC
- 3.Temperature rating : -25°C ~ +85°C
- 4.Insulation resistance : 100MΩ min.
- 5.Contact resistance : 20mΩ /Max
- 6.Withstand Voltage : 500V AC / minute

Material:

- 1.Housing : PA6T, UL94V-0
- 2.Contact : Brass,Tin over Nickel

				<b>建倚科技股份有限公司</b> <b>CONTACT TECHNOLOGY CORP.</b>		DRAWN BY: Jack Lu		DATE: 10/27/15	MAT'L	TITLE: CONNECTOR	SIZE: A4
						CHECKED BY: Jacky Chen		DATE: 10/27/15			
				TOLERANCE UNLESS OTHERWISE STATED :		3RD. ANGEL'S	UNITS	DATE: 10/27/15	SCALE: 1 : 1	DWG NO. WF-1500RSxx-S304	VER: R
				Up to 5 ±0.2							
ITEM NO.	DESCRIPTION	DRAWN	DATE	Above 5 ~ 15 ±0.3	ANGLE ±0.3	APPROVED BY: Tony Kao					