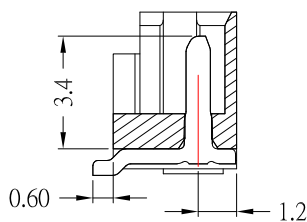
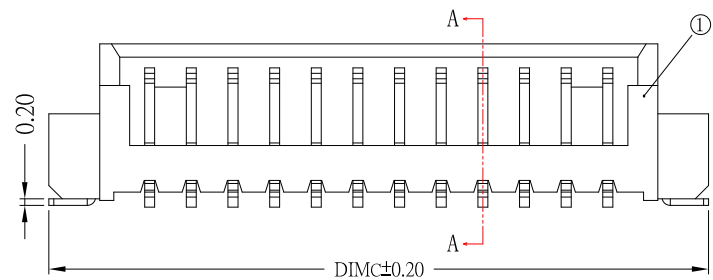
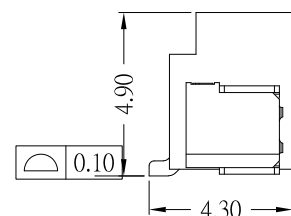


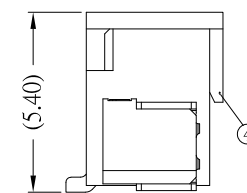
P.C.B LAYOUT MOUNTING PATTERN



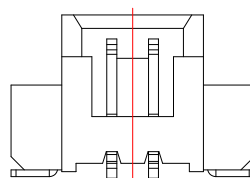
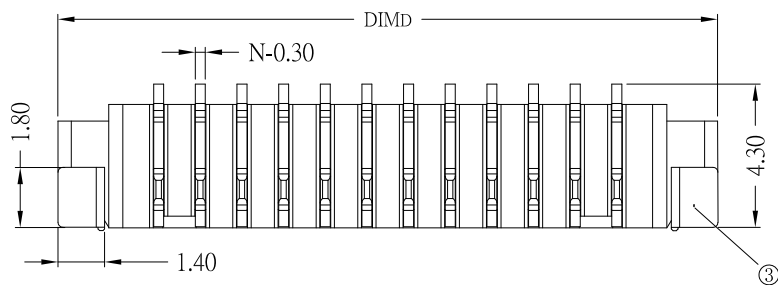
SECTION A-A



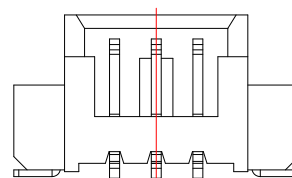
WITHOUT COVER



WITH COVER



2 PIN



3 PIN

LOCK CONFIGURATION (锁扣位置)

SPECIFICATIONS

Current rating : 1.0A AC , DC
 Voltage rating : 125V AC , DC
 Temperature rating : -25°C ~ +85°C
 Insulation resistance : 100MΩ min.
 Contact resistance : 20mΩ / Max
 Material:
 Housing : LCP
 Contact : Brass / Tin over Nickel
 Solder Tab : Brass / Tin over Nickel

PIN NO.	Dimensions			
	A	B	C	D
02	1.25	3.25	7.30	7.50
03	2.50	4.50	8.55	8.75
04	3.75	5.75	9.80	10.00
05	5.00	7.00	11.05	11.25
06	6.25	8.25	12.30	12.50
07	7.50	9.50	13.55	13.75
08	8.75	10.75	14.80	15.00
09	10.00	12.00	16.05	16.25
10	11.25	13.25	17.30	17.50
11	12.50	14.50	18.55	18.75
12	13.75	15.75	19.80	20.00
13	15.00	17.00	21.05	21.25
14	16.25	18.25	22.30	22.50
15	17.50	19.50	23.55	23.75
16	18.75	20.75	24.80	25.00
17	20.00	22.00	26.05	26.25
18	21.25	23.25	27.30	27.50
19	22.50	24.50	28.55	28.75
20	23.75	25.75	29.80	30.00

11	更新PCB LAYOUT尺寸標示	Jack	071924
10	更新選項尺寸	Jack	102723
9	更新選項尺寸	Jack	032423
8	新增PCB LAYOUT尺寸	Jack	091420
7	新增PCB LAYOUT零件位置	Jack	091020
6	更新圖面	Jack	101218
ITEM NO.	DESCRIPTION	DRAWN	DATE

CONTACT 建倚科技股份有限公司
CONTACT TECHNOLOGY CORP.

TOLERANCE UNLESS OTHERWISE STATED :
 Up to 5 ±0.2
 Above 5 ~ 15 ±0.3
 Above 15 ~ 30 ±0.4
 Above 30 ~ 50 ±0.5
 Angle ±0.3

3RD. ANGEL'S



UNITS

MM

DRAWN BY:	DATE	MAT'L	TITLE	CONNECTOR
Jack Lu	07/19/24			
CHECKED BY:	DATE	FINISH	MODLE	WAFER P : 1.25mm SMT 180度
Jacky Chen	07/19/24	SCALE	1 : 1	DWG NO. WF-1250VSxx-S304
APPROVED BY:	DATE	SHEET NO.	1 of 1	PART NO. WF-1250VSxx-S304
Tony Kao	07/19/24			SIZE A4
				VER R11