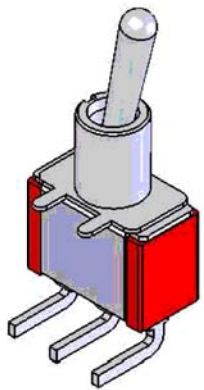
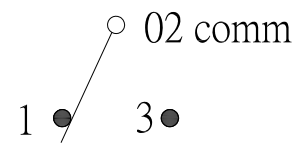


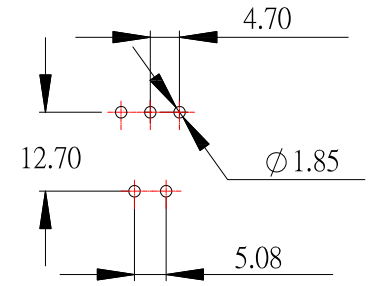
PRODUCT IMAGE



SCHEMATIC



P.C.B LAYOUT MOUNTING PATTERN



SPECIFICATIONS:

CONTACT RATING : 5 AMPS / 120V AC or 28V DC  
 2 AMPS / 250V AC or 0.4VA AMPS @ 20V AC or DC  
 20VELECTRICAL LIFE : 50,000 make-and-break cycles at full load.  
 CONTACT RESISTANCE : 10 mΩ max. initial @ 2-4 VDC  
 100 mA , for both coin silver and gold plated contacts.  
 INSULATION RESISTANCE : 1,000 MΩ min  
 DIELETRIC STRENGTH : 1,000 V RMS @ sea level.  
 OPERATING TEMPERTURE : -30°C to 130°C

MTAERIALS:

CASE : Dially phthalate (DAP)(UL-94V-0)  
 ACTUATOR : Brass,chrome plated.  
 BUSHING : Brass, nickel plated.  
 HOUSING : Stainless steel.  
 TERMINAL/CONTACT : Brass , witch silver or gold plated.  
 or gold over silver  
 SWITCH SUPPORT : Brass , tin plated.

Model No.	Switching Position		
	ON	NONE	ON
M101	ON	NONE	(ON)
M102	(ON)	OFF	(ON)
M103	ON	OFF	(ON)
M104	(ON)	OFF	(ON)
M105	ON	OFF	(ON)
Term Comm.	2-3	OPEN	2-1

**CONTACT** 建倚科技股份有限公司  
**CONTACT TECHNOLOGY CORP.**

TOLERANCE UNLESS OTHERWISE STATED :	Up to 5 ±0.2	3RD. ANGEL'S	UNITS	MM
	Above 5 ~ 15 ±0.3			
	Above 15 ~ 30 ±0.4			
	Above 30 ~ 50 ±0.5			
	Angle ±0.3			

DRAWN BY:	DATE	MAT'L	TITLE	SWITCH
Frank Wu	11/04/11		MODLE	TOGGLE ROCKER SWITCH
CHECKED BY:	DATE	FINISH	SCALE	1 : 1
Jacky Chen	11/04/11		DWG NO.	M101T1B4
APPROVED BY:	DATE	SHEET NO.	PART NO.	M101T1B4
Tony Kao	11/04/11	1 of 1		

ITEM NO.	DESCRIPTION	DRAWN	DATE