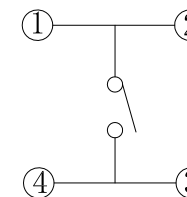
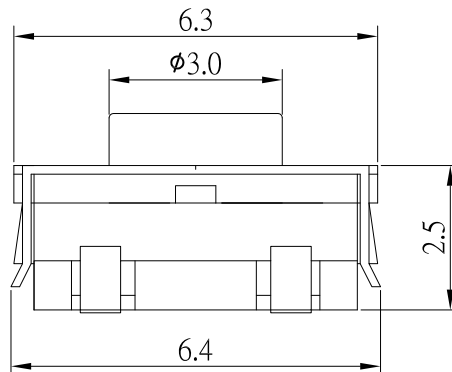
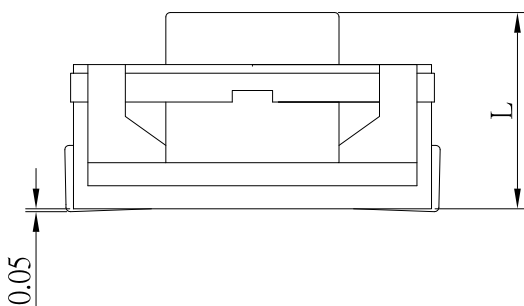


PCB LAYOUT



CIRCUIT DIAGRAM

MODEL NO.	TS-A58	TS-A58A
L (mm)	3.4	5.1



SPECIFICATIONS

Rating	DC 12V 50mA.	
Insulation Resistance	50 MΩ Min.	
Contact Resistance	100 mΩ Max.	
Dielectric Withstanding Voltage	AC 250V(50Hz) 1 min	
Operating Force	2 160 ± 50gf	3 260 ± 50gf
Operating Life (cycles)	100,000	

E	TERMINAL	4	BRASS	Ag plated
D	CONTACT	1	SUS	Ag plated
C	COVER	1	SUS	
B	BASE	1	PPA	BLACK
A	STEM	1	SILICON	BLUE
NO.	DESCRIPTION	QTY	MATERIAL	PLATING

CONTACT 建倚科技股份有限公司
CONTACT TECHNOLOGY CORP.

TOLERANCE UNLESS OTHERWISE STATED:
 Up to 5 ±0.2
 Above 5 ~ 15 ±0.3
 Above 15 ~ 30 ±0.4
 Above 30 ~ 50 ±0.5
 Angle ±0.3°

3RD. ANGEL'S

UNITS MM

DRAWN BY:	DATE	MAT'L	TITLE	SWITCH
Jack Lu	04/20/15	FINISH	MODLE	TACT SWITCH
CHECKED BY:	DATE	SCALE	DWG NO.	TS-A58x-x-S246
Jacky Chen	04/20/15	SHEET NO.	PART NO.	TS-A58x-x-S246
APPROVED BY:	DATE	SHEET NO.	1 of 1	SIZE A4
Tony Kao	04/20/15	VER		R3

3	更新材質	Jack	042015
2	更新尺寸標示	Jack	031814
1	更新圖面	Jack	112713
ITEM NO.	DESCRIPTION	DRAWN	DATE