RoHS Compliant

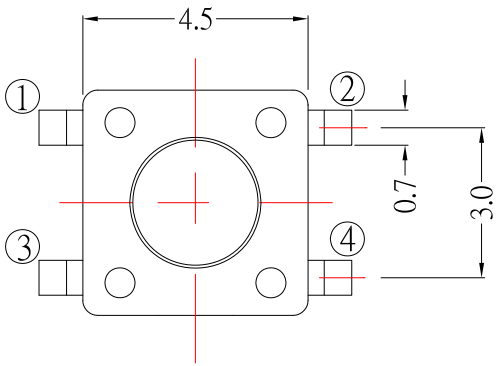

Model No.	L (mm)
TS-A09	3.8
TS-A09A	7.0

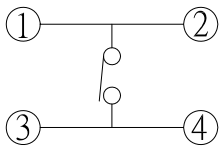

CIRCUIT DIAGRAM

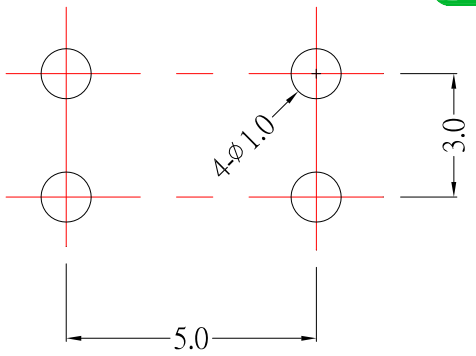

P.C.B LAYOUT
MOUNTING PATTERN

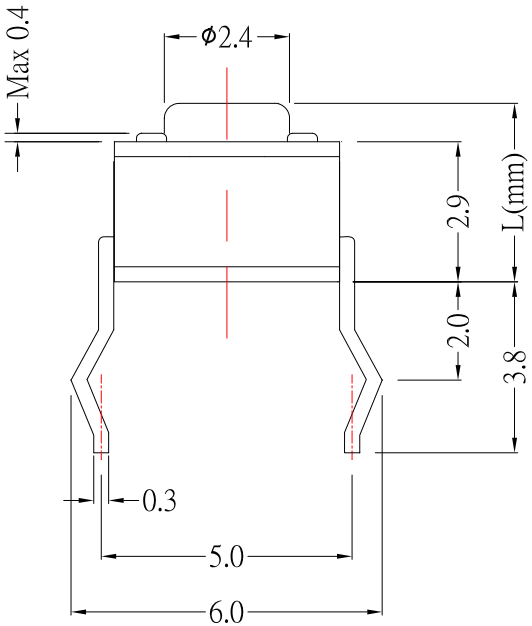

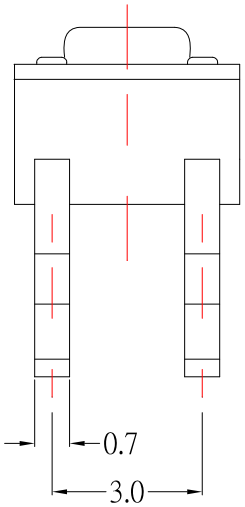

SPECIFICATIONS

Rating	DC 12V 50mA Max.									
Circuit	1C - 1P									
Contact Resistance	100mΩ Max.									
Travel	0.2 ± 0.1mm									
Operating Force	0	100 ± 30gf	1	130 ± 30gf	2	180 ± 50gf	3	250 ± 50gf		
Operating Life (cycles)	100,000									

NO.	DESCRIPTION	QTY	MATERIAL	PLATING
5	TERMINAL	1	BRASS	Ag plated
4	CASE	1	PA6T	
3	CONTACT	1	STAINLESS	Ag plated
2	STEM	1	PA6T	
1	COVER	1	SPCC	Tin plated

ITEM NO.	DESCRIPTION	DRAWN	DATE
5	更新Travel	Jack	081622
4	更新樣式	Lan	070319
3	新增料號選項	Jack	041118
2	新增材質表	Jack	032515
1	新增Operating Force選項:100±30gf	Jack	061314

CONTACT 建倚科技股份有限公司
CONTACT TECHNOLOGY CORP.

TOLERANCE UNLESS OTHERWISE STATED : Up to 5 ±0.2; Above 5 ~ 15 ±0.3; Above 15 ~ 30 ±0.4; Above 30 ~ 50 ±0.5; Angle ±0.3°

3RD. ANGEL'S | UNITS | MM

DRAWN BY: Jack Lu	DATE 08/16/22	MAT'L		TITLE	SWITCH		
CHECKED BY: Jacky Chen	DATE 08/16/22	FINISH		MODLE	TACT SWITCH		
APPROVED BY: Tony Kao	DATE 08/16/22	SCALE	1 : 1	DWG NO.	TS-A09x-x-S126	SIZE	A4
		SHEET NO.	1 of 1	PART NO.	TS-A09x-x-S126	VER	R5