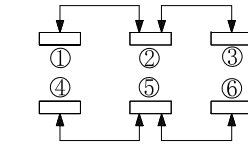
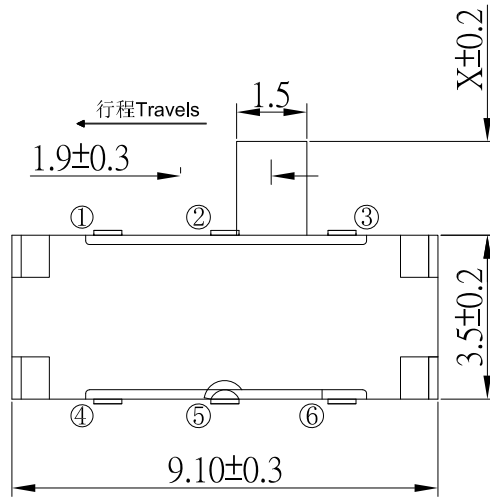
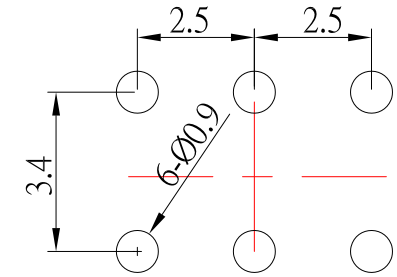




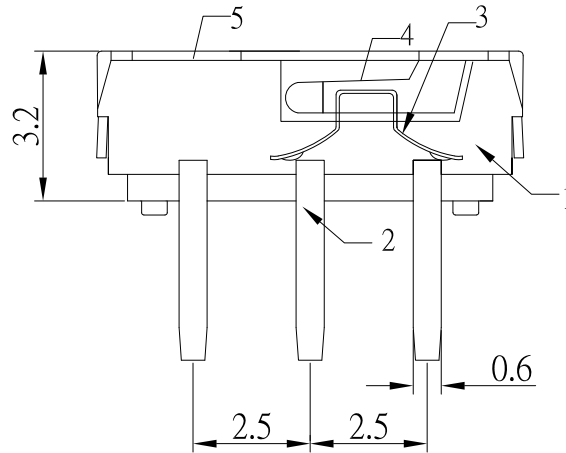
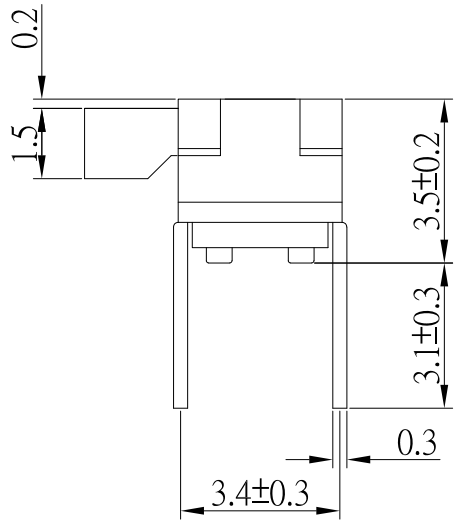
MODEL	X
SS-D45	2.0 mm
SS-D45A	4.0 mm
SS-D45B	3.0 mm



CIRCUIT DIAGRAM



P.C.B LAYOUT



SPECIFICATIONS

Rating	100mA , 12V DC
Insulation Resistance	50MΩ Min.
Dielectric Withstanding Voltage	AC 250 V(50Hz)1min
Contact Resistance	100mΩ Max.
Operating Force	200 ± 50gf
Operating Life	10,000 cycles

NO.	DESCRIPTION	QTY	MATERIAL	PLATING
E	TERMINAL	6	PHOSPHOR BRONZE	Ag plated
D	CLIP	2	PHOSPHOR BRONZE	Ag plated
C	COVER	1	SUS	
B	CASE	1	PA46	Black
A	SLIDER	1	PA46	Black

5	更新圖面	Jack	092624
4	更新CIRCUIT DIAGRAM	Jack	061418
3	更新材質及Insulation Resistance	Jack	050615
2	更新CLIP材質	Jack	061614
1	更新為A0版	Jack	060414
ITEM NO.	DESCRIPTION	DRAWN	DATE

建倚科技股份有限公司
CONTACT TECHNOLOGY CORP.

TOLERANCE UNLESS OTHERWISE STATED :
 Up to 5 ±0.2
 Above 5 ~ 15 ±0.3
 Above 15 ~ 30 ±0.4
 Above 30 ~ 50 ±0.5
 Angle ±0.3°

3RD. ANGEL'S

 UNITS MM

DRAWN BY:	DATE	MATL	TITLE	SWITCH
Jack Lu	09/26/24	FINISH	MODLE	SLIDE SWICTH
CHECKED BY:	DATE	SCALE	DWG NO.	SS-D45x-B-S246
Jacky Chen	09/26/24	1 : 1	PART NO.	SS-D45x-B-S246
APPROVED BY:	DATE	SHEET NO.	1 of 1	
Tony Kao	09/26/24			