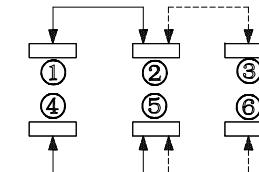


P.C.B LAND PATTERN

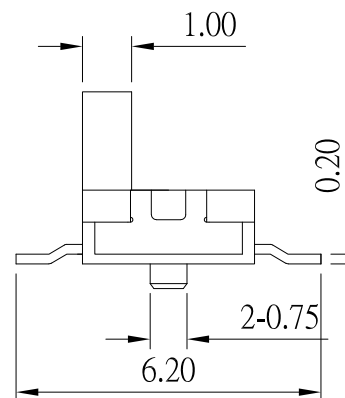
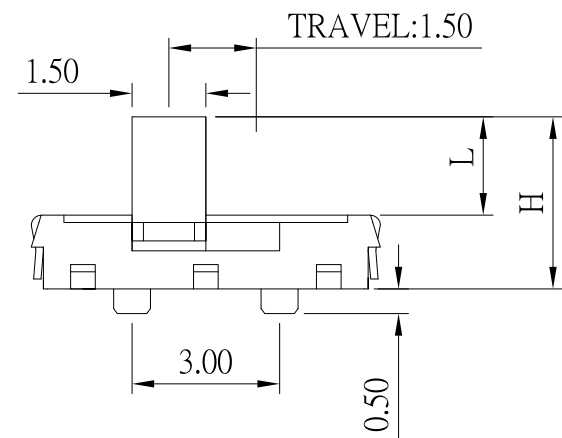


CIRCUIT DIAGRAM

MODEL NO.	SS-C90-S246	SS-C90A-S246	SS-C90B-S246	SS-C90C-S246
L (mm)	1.0	1.5	2.0	3.0
H (mm)	2.5	3.0	3.5	4.5

SPECIFICATIONS

Rating	100mA , 12V DC
Insulation Resistance	50MΩ Min.
Dielectric Withstanding Voltage	AC 250 V(50Hz)1min
Contact Resistance	100mΩ Max.
Operating Force	150 ± 50gf
Operating Life	10,000 cycles



NO.	DESCRIPTION	QTY	MATERIAL	PLATING
E	TERMINAL	6	PHOSPHOR BRONZE	Ag plated
D	CLIP	2	PHOSPHOR BRONZE	Ag plated
C	COVER	1	SUS	
B	CASE	1	LCP	Black
A	SLIDER	1	PA46	Black

11	更新SPEC	Jack	041326
10	更新CLIP材質	Jack	082922
9	新增TRAVEL:1.50	Jack	060118
8	更新圖面	Jack	120914
7	更新CLIP材質	Jack	101514
ITEM NO.	DESCRIPTION	DRAWN	DATE

建倚科技股份有限公司
CONTACT TECHNOLOGY CORP.

TOLERANCE UNLESS OTHERWISE STATED :

Up to 5	±0.2
Above 5 ~ 15	±0.3
Above 15 ~ 30	±0.4
Above 30 ~ 50	±0.5
Angle	±0.3°

3RD. ANGEL'S

UNITS MM

DRAWN BY:	DATE	MAT'L	TITLE	SWITCH
Jack Lu	08/29/22	FINISH	MODLE	SLIDE SWITCH
CHECKED BY:	DATE	SCALE	DWG NO.	SS-C90x-S246
Jacky Chen	08/29/22	SHEET NO.	PART NO.	SS-C90x-S246
APPROVED BY:	DATE			
Tony Kao	08/29/22			