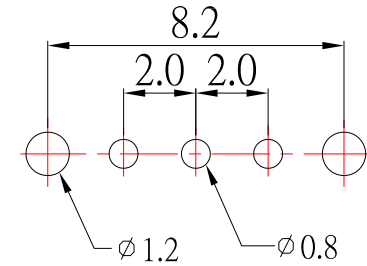
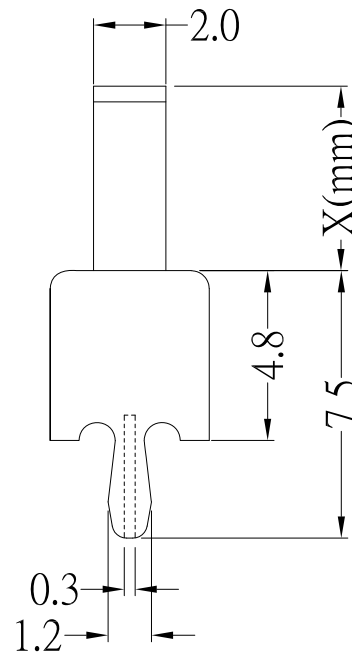
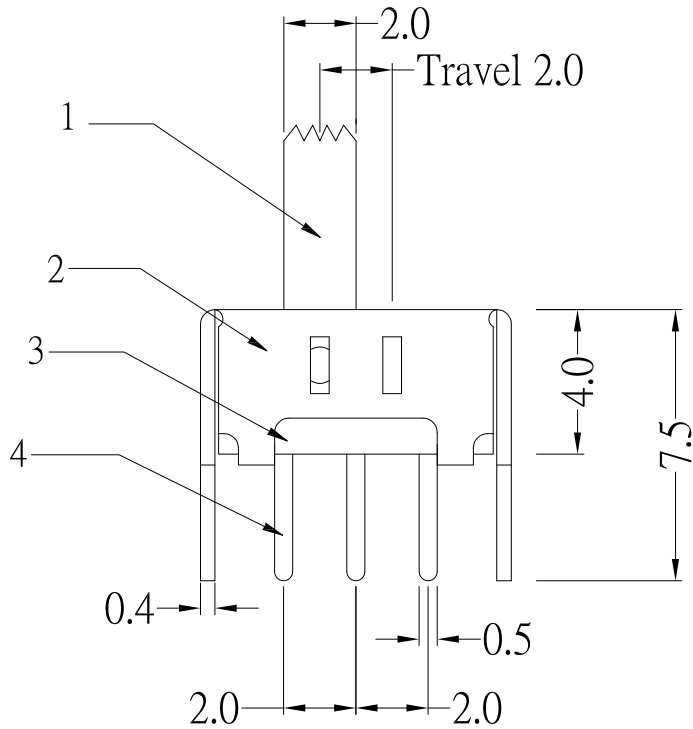


SCHMATIC



P.C.B LAYOUT MOUNTING PATTERN



MODEL NO.	X(mm)
SS-12D02-G2-S191	2mm
SS-12D02-G3-S191	3mm
SS-12D02-G4-S191	4mm
SS-12D02-G5-S191	5mm
SS-12D02-G6-S191	6mm
SS-12D02-G7-S191	7mm
SS-12D02-G8-S191	8mm
SS-12D02-G9-S191	9mm

SPECIFICATIONS

Rating	DC 50V 0.3A
Circuit	1P - 2T
Timing	Non - Shorting
Contact Resistance	200mΩ Max.
Insulation Resistance	100MΩ Min.
Operating Force	300gf ±100gf
Operating Life (cycle)	10,000 Min.

NO.	DESCRIPTION	QTY	MATERIAL	PLATING
6	Spring Plate	1	PBS	Natural
5	Contact Clip	1	PBS	Ag-Plating
4	Terminal	1	Brass	Ag-Plating
3	Base	1	Phenolic Resin	Natural
2	Frame	1	SPCC	Ni-Plating
1	Knob	1	POM	Black

ITEM NO.	DESCRIPTION	DRAWN	DATE
5	更新Spring Plate材質	Jack	121322
4	更新樣式及尺寸	Jack	032619
3	新增SPEC及Contact Resistance:200mΩ	Jack	032014
2	更新PIN的長度	Jack	082813
1	更新材質	Jack	072613

CONTACT 建倚科技股份有限公司
CONTACT TECHNOLOGY CORP.

TOLERANCE UNLESS OTHERWISE STATED:
 Up to 5 ±0.2
 Above 5 ~ 15 ±0.3
 Above 15 ~ 30 ±0.4
 Above 30 ~ 50 ±0.5
 Angle ±0.3

3RD. ANGEL'S

UNITS MM

DRAWN BY: Jack Lu
 CHECKED BY: Jacky Chen
 APPROVED BY: Tony Kao

DATE: 12/13/22
 DATE: 12/13/22
 DATE: 12/13/22

MAT'L	TITLE	SWITCH
FINISH	MODLE	SLIDE SWITCH
SCALE: 1 : 1	DWG NO.	SS-12D02-Gx-S191
SHEET NO. 1 of 1	PART NO.	SS-12D02-Gx-S191

SIZE: A4
 VER: R5