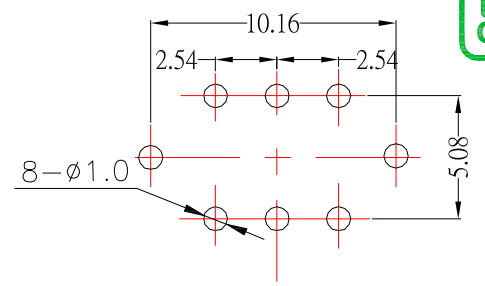
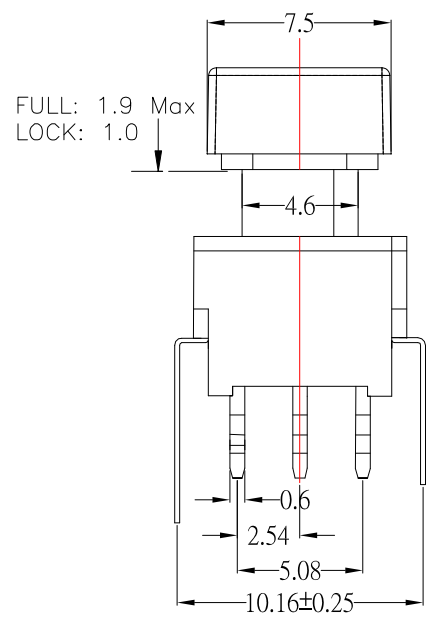
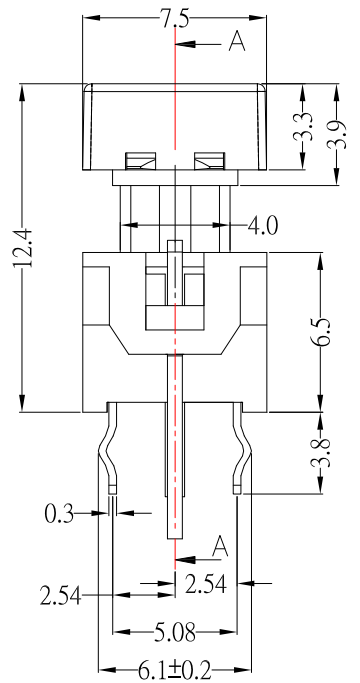


CIRCUIT DIAGRAM



P.C.B LAYOUT



PS-xx-613x-A8-S313

COLOR OF LED

0	Without	1	Red
2	Green	3	Orange
4	Yellow	7	Blue
8	White		

L: SELF-LOCK
N: NON-LOCK

NO.	DESCRIPTION	QTY	MATERIAL	PLATING
9	CAP	1	PC	Black
8	LED	1		
7	KNOB	1	POM / NYLON66	WHITE / Black
6	COVER	1	NYLON66	Black
5	LOCK PIN	1	SUS	Natural
4	CONTACT	2	PHOSPHOR BRONZE	Ag plated
3	SPRING	1	STEEL	Natural
2	CASE	1	NYLON66	Black
1	TERMINAL	2	BRASS	Ag Plated over Ni

CONTACT 建倚科技股份有限公司
CONTACT TECHNOLOGY CORP.

TOLERANCE UNLESS OTHERWISE STATED:
 Up to 5 ±0.2
 Above 5 ~ 15 ±0.3
 Above 15 ~ 30 ±0.4
 Above 30 ~ 50 ±0.5
 Angle ±0.3

3RD. ANGEL'S

UNITS MM

DRAWN BY: Jack Lu	DATE: 09/06/21	MAT'L	TITLE: SWITCH
CHECKED BY: Jacky Chen	DATE: 09/06/21	FINISH	MODLE: PUSH SWITCH WITH LED
APPROVED BY: Tony Kao	DATE: 09/06/21	SCALE: 1 : 1	DWG NO. PS-xx-613x-A8-S313
		SHEET NO. 1 of 1	PART NO. PS-xx-613x-A8-S313

ITEM NO.	DESCRIPTION	DRAWN	DATE