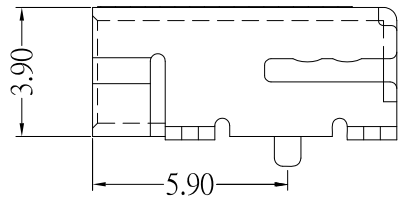
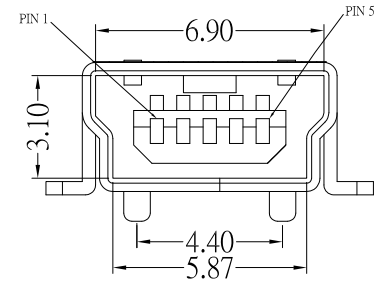


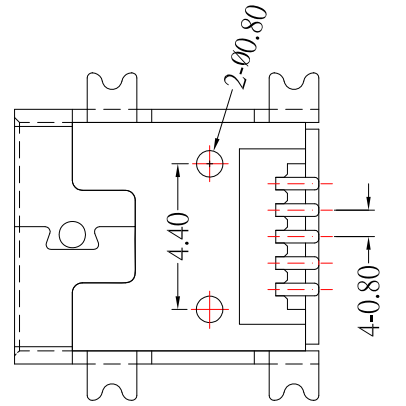
P.C.B LAYOUT MONTING PATTERN



MUSB-5B-2.0-x-S175

鍍層厚度:

Blank	: 1u"
2	: 15u"
3	: 30u"



**SPECIFICATIONS**

**Electrical:**

- 1.Current Rating: 1.0A / contact terminal
- 2.Voltage Rating: 30V DC
- 3.Contact Resistance: 50 milliohms Max
- 4.Dielectric Withstanding Voltage: 300 V AC AT Sec Level
- 5.Insulation Resistance: 100 MEGA ohms Min

**Mechanical:**

- 1.Connector Mate and Unmate Force  
Mate force: 3.0 kgf (Max)  
Unmate force: 0.7 kgf (Min)
- 2.Terminal Retention: 0.5 kgf (Min)

**Material:**

- 1.Housing: High Temperature Thermal Plastics, UL 94V-0 LCP Black
- 2.Contact: Phosphor Bronze
- 3.Shell: Brass
- 4.Dust Cover : PI Film (Mylar)

**Finish:**

- 1.Contact: Plated Gold in Mating Area ; Tin Plated on Solder Balls ; Nickel under plated overall
- 2.Shell: Nickel under plated surface layer

ITEM NO.	DESCRIPTION	DRAWN	DATE
4	新增pin編號	Jack	052614
3	新增材質Mylar	Jack	032014
2	更新CONTACT鍍層	Jack	102913
1	更新鍍層	Jack	102813

**CONTACT** 建倚科技股份有限公司  
CONTACT TECHNOLOGY CORP.

TOLERANCE UNLESS OTHERWISE STATED :

Up to 5	±0.2
Above 5 ~ 15	±0.3
Above 15 ~ 30	±0.4
Above 30 ~ 50	±0.5
Angle	±0.3°

3RD. ANGEL'S

UNITS MM

DRAWN BY:	DATE	MAT'L	TITLE	CONNECTOR
Jack Lu	05/26/14			
CHECKED BY:	DATE	FINISH	MODLE	MINI USB 5BF
Jacky Chen	05/26/14			
APPROVED BY:	DATE	SCALE	DWG NO.	MUSB-5B-2.0-x-S175
Tony Kao	05/26/14	1 : 1	PART NO.	MUSB-5B-2.0-x-S175
		SHEET NO.	1 of 1	SIZE A4
				VER A4