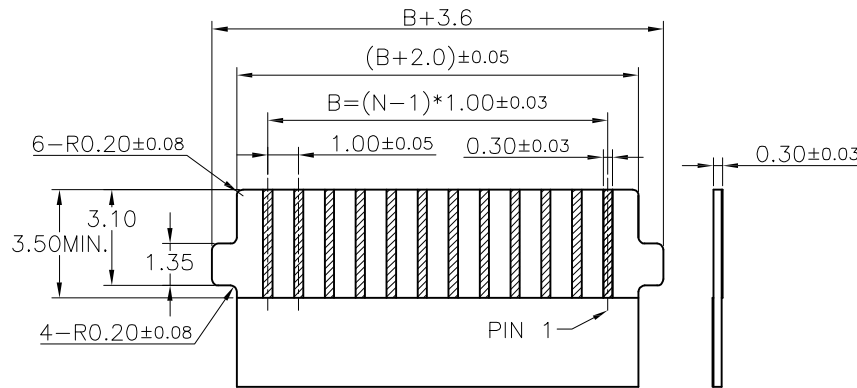
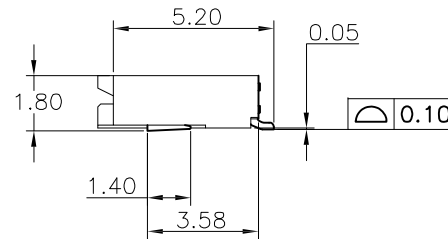
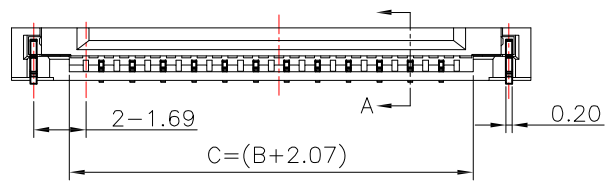


PCB LAYOUT



RECOMMENDED FPC/FFC DIM.

PIN NO.	DIM. A	DIM. B	DIM. C	DIM. D
06	10.80	5.00	7.07	8.60
08	12.80	7.00	9.07	10.60
10	14.80	9.00	11.07	12.60
26	30.80	25.00	27.07	28.60
30	34.80	29.00	31.07	32.60

NOTES:

- MATERIAL:
  - HOUSING: LCP,COLOR:NATURE
  - COVER: LCP,COLOR:BLACK
  - CONTACT: BRASS
  - PEG: BRASS
- PLATING:
  - CONTACT: GOLD PLATED ON NICKEL OVERALL
  - PEG: TIN PLATED ON NICKEL OVERALL
- RATING:
  - CURRENT RATING: 0.5A
  - VOLTAGE RATING: 50V AC
  - TEMPERATURE RANGE: -40°C ~ +85°C

**CONTACT** 建倚科技股份有限公司  
CONTACT TECHNOLOGY CORP.

TOLERANCE UNLESS OTHERWISE STATED:

Up to 5 ±0.2  
Above 5 ~ 15 ±0.3  
Above 15 ~ 30 ±0.4  
Above 30 ~ 50 ±0.5  
Angle ±0.3°

3RD. ANGEL'S



UNITS MM

DRAWN BY:	DATE	MAT'L	TITLE	CONNECTOR
Jack Lu	10/11/23			
CHECKED BY:	DATE	FINISH	MODLE	FPC 1.0mm 前掀 H:1.80mm
Jacky Chen	10/11/23			
APPROVED BY:	DATE	SCALE	DWG NO.	FPC10L-18xx-B-S149
Tony Kao	10/11/23	1 : 1	PART NO.	FPC10L-18xx-B-S149
		SHEET NO.	1 of 1	
				SIZE A4
				VER R

ITEM NO.	DESCRIPTION	DRAWN	DATE