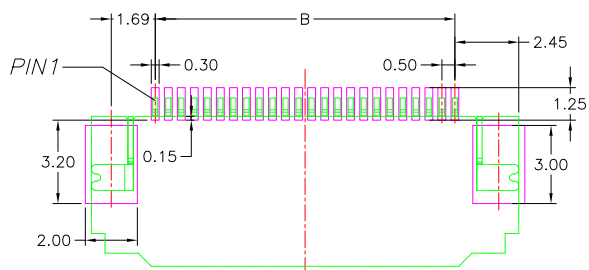
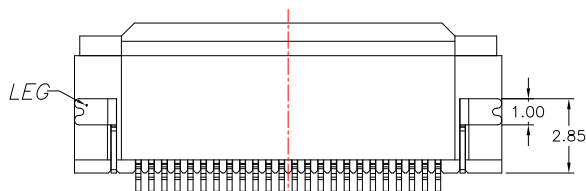
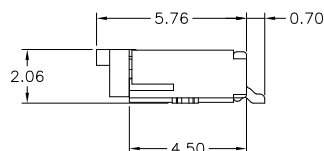
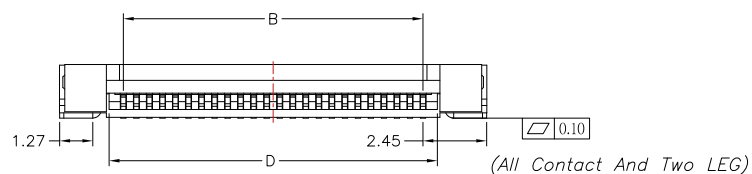
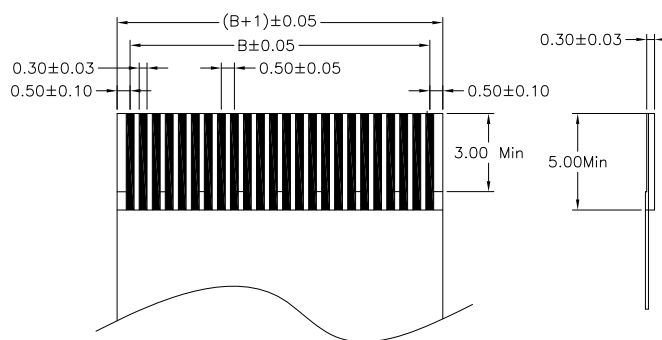


Section A-A
Scale 2:1



RECOMMENDED PCB LAYOUT



APPLICABLE FPC

NOTES:

1. MATERIAL:

- 1.1 HOUSING: LCP,UL 94-V0,COLOR:BENSS
- 1.2 ACTUATOR: LCP,UL 94-V0,COLOR:BLACK
- 1.3 CONTACT: PHOSPHOR BRONZE
- 1.4 LEG: BRASS

2. PLATING:

- 2.1 CONTACT: TIN PLATED ON NICKEL OVERALL
- 2.2 LEG: TIN PLATED ON NICKEL OVERALL

3. RATING:

- 3.1 CURRENT RATING: 0.4A AC/DC
- 3.2 VOLTAGE RATING: 50V AC/DC
- 3.3 TEMPERATURE RANGE: -25°C~+85°C

PIN	A	B	C	D	PIN	A	B	C	D
4	6.40	1.50	6.00	2.50	42	25.40	20.50	25.00	21.50
5	6.90	2.00	6.50	3.00	43	25.90	21.00	25.50	22.00
6	7.40	2.50	7.00	3.50	44	26.40	21.50	26.00	22.50
7	7.90	3.00	7.50	4.00	45	26.90	22.00	26.50	23.00
8	8.40	3.50	8.00	4.50	46	27.40	22.50	27.00	23.50
9	8.90	4.00	8.50	5.00	47	27.90	23.00	27.50	24.00
10	9.40	4.50	9.00	5.50	48	28.40	23.50	28.00	24.50
11	9.90	5.00	9.50	6.00	49	28.90	24.00	28.50	25.00
12	10.40	5.50	10.00	6.50	50	29.40	24.50	29.00	25.50
13	10.90	6.00	10.50	7.00	51	29.90	25.00	29.50	26.00
14	11.40	6.50	11.00	7.50	52	30.40	25.50	30.00	26.50
15	11.90	7.00	11.50	8.00	53	30.90	26.00	30.50	27.00
16	12.40	7.50	12.00	8.50	54	31.40	26.50	31.00	27.50
17	12.90	8.00	12.50	9.00	55	31.90	27.00	31.50	28.00
18	13.40	8.50	13.00	9.50	56	32.40	27.50	32.00	28.50
19	13.90	9.00	13.50	10.00	57	32.90	28.00	32.50	29.00
20	14.40	9.50	14.00	10.50	58	33.40	28.50	33.00	29.50
21	14.90	10.00	14.50	11.00	59	33.90	29.00	33.50	30.00
22	15.40	10.50	15.00	11.50	60	34.40	29.50	34.00	30.50
23	15.90	11.00	15.50	12.00	61	34.90	30.00	34.50	31.00
24	16.40	11.50	16.00	12.50	62	35.40	30.50	35.00	31.50
25	16.90	12.00	16.50	13.00	63	35.90	31.00	35.50	32.00
26	17.40	12.50	17.00	13.50	64	36.40	31.50	36.00	32.50
27	17.90	13.00	17.50	14.00	65	36.90	32.00	36.50	33.00
28	18.40	13.50	18.00	14.50	66	37.40	32.50	37.00	33.50
29	18.90	14.00	18.50	15.00	67	37.90	33.00	37.50	34.00
30	19.40	14.50	19.00	15.50	68	38.40	33.50	38.00	34.50
31	19.90	15.00	19.50	16.00	69	38.90	34.00	38.50	35.00
32	20.40	15.50	20.00	16.50	70	39.40	34.50	39.00	35.50
33	20.90	16.00	20.50	17.00	71	39.90	35.00	39.50	36.00
34	21.40	16.50	21.00	17.50	72	40.40	35.50	40.00	36.50
35	21.90	17.00	21.50	18.00	73	40.90	36.00	40.50	37.00
36	22.40	17.50	22.00	18.50	74	41.40	36.50	41.00	37.50
36	22.40	17.50	22.00	18.00	75	41.90	37.00	41.50	38.00
36	22.40	17.50	22.00	18.50	76	42.40	37.50	42.00	38.50
37	22.90	18.00	22.50	19.00	77	42.90	38.00	42.50	39.00
38	23.40	18.50	23.00	19.50	78	43.40	38.50	43.00	39.50
39	23.90	19.00	23.50	20.00	79	43.90	39.00	43.50	40.00
40	24.40	19.50	24.00	20.50	80	44.40	39.50	44.00	40.50

7	更新CONTACT鍍層	Jack	041624
6	新增PCB LAYOUT尺寸	Jack	011321
5	新增PCB LAYOUT中PIN1標示	Jack	101518
4	新增PIN1標示	Jack	101118
3	更新FPC	Jack	082318
2	新增尺寸	Jack	082917
1	新增插入深度尺寸	Jack	081117
ITEM NO.	DESCRIPTION	DRAWN	DATE

CONTACT 建倚科技股份有限公司
CONTACT TECHNOLOGY CORP.

TOLERANCE UNLESS OTHERWISE STATED
 Up to 5 ±0.2
 Above 5 ~ 15 ±0.3
 Above 15 ~ 30 ±0.4
 Above 30 ~ 50 ±0.5
 Angle ±0.3°

3RD. ANGEL'S

UNITS MM

DRAWN BY:	DATE	MAT'L	TITLE	CONNECTOR
Jack Lu	04/16/24	FINISH	MODLE	FPC 0.5 PITCH 下接掀蓋式 H:2.0mm
CHECKED BY:	DATE	SCALE	DWG NO.	FPC05L-20xx-B-S304
Jacky Chen	04/16/24	1 : 1	PART NO.	FPC05L-20xx-B-S304
APPROVED BY:	DATE	SHEET NO.	SIZE	A4
Tony Kao	04/16/24	1 of 1	VER	R7