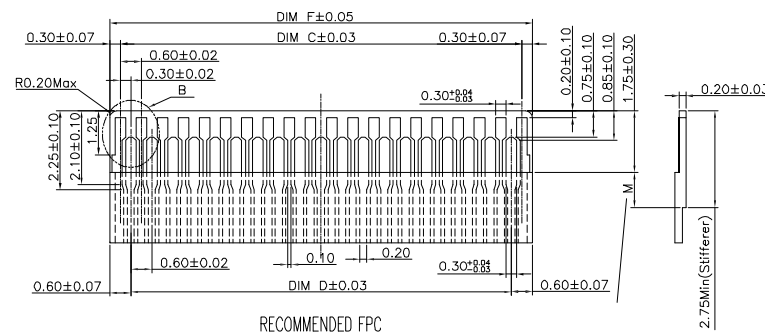
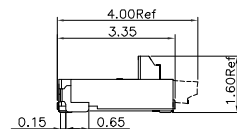
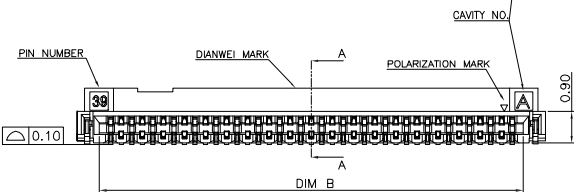
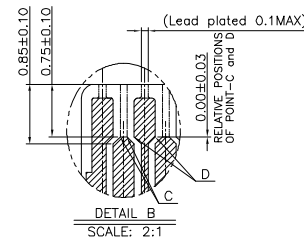
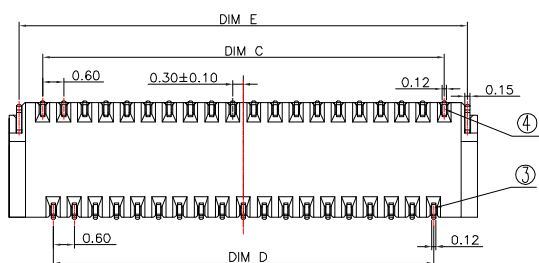


RECOMMENDED PCB LAYOUT



RECOMMENDED FPC



Pin No	DIM A	DIM B	DIM C	DIM D	DIM E	DIM F
09	4.3	3.03	2.40	1.80	3.73	3.00
11	4.90	3.63	3.00	2.40	4.33	3.60
13	5.50	4.23	3.60	3.00	4.93	4.20
15	6.10	4.83	4.20	3.60	5.53	4.80
17	6.70	5.43	4.80	4.20	6.13	5.40
19	7.30	6.03	5.40	4.80	6.73	6.00
21	7.90	6.63	6.00	5.40	7.33	6.60
23	8.50	7.23	6.60	6.00	7.93	7.20
25	9.10	7.83	7.20	6.60	8.53	7.80
27	9.70	8.43	7.80	7.20	9.13	8.40
31	10.90	9.63	9.00	8.40	10.33	9.60
33	11.50	10.23	9.60	9.00	10.93	10.20
35	12.10	10.83	10.20	9.60	11.53	10.80
39	13.30	12.03	11.40	10.80	12.73	12.00
41	13.90	12.63	12.00	11.40	13.33	12.60
45	15.10	13.83	13.20	12.60	14.53	13.80
51	16.90	15.63	15.00	14.40	16.33	15.60
57	18.70	17.43	16.80	16.20	18.13	17.40
61	19.90	18.63	18.00	17.40	19.33	18.60

- Note:
- Material
 - 1.1: Housing: LCP, Color:Natural.
 - 1.2: Cover: LCP, Color:Black.
 - 1.3: Terminal: Phosphor Bronze.
 - 1.4: Stator: Phosphor Bronze.
 - Plating
 - 2.1: Terminal: Gold Plating
 - Rating:
 - 3.1: Operating Voltage: 30V AC/DC.
 - 3.2: Current Rating: 0.2A AC/DC.
 - 3.3: Operating Temperature: -40°C~+85°C.

DRAWN BY:	DATE	MAT'L	TITLE	CONNECTOR
Jack Lu	09/13/18	FINISH	MODLE	0.3 FPC 雙接後掀蓋式 H:0.9
CHECKED BY:	DATE	SCALE	DWG NO.	FPC03D-09xx-C2-S304
Jacky Chen	09/13/18	1 : 1	PART NO.	FPC03D-09xx-C2-S304
APPROVED BY:	DATE	SHEET NO.	SIZE	A4
Tony Kao	09/13/18	1 of 1	VER	R

ITEM NO.	DESCRIPTION	DRAWN	DATE