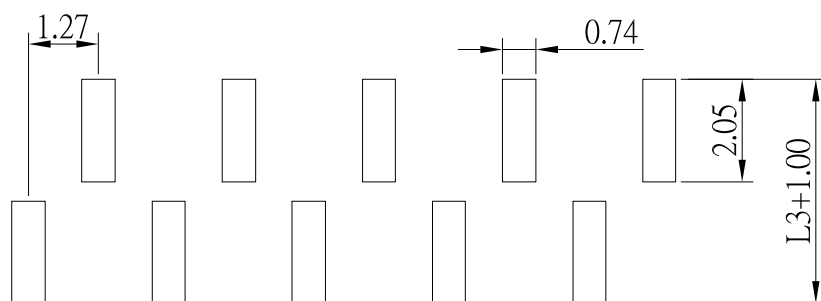
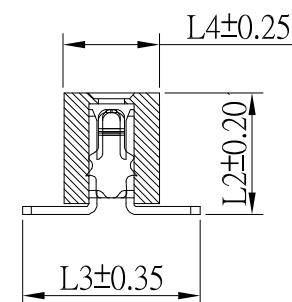
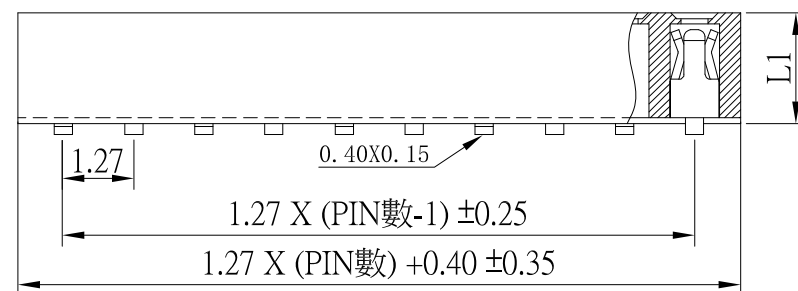
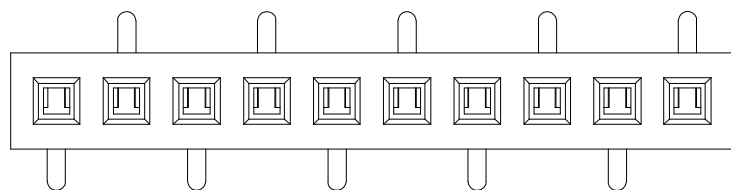




FH-C81-31xxx-S304

	L1	L2	L3	L4
A	2.10	2.35	3.25	2.00
B	4.30	4.55	3.50	1.90

PIN選項



P.C.B. Layout

SPECIFICATIONS:

- 1.Current Rating : 1.0 AMP
- 2.Insulation Resistance : 1000MΩ Min
- 3.Dielectric Withstanding : AC 500V
- 4.Contact Resistance : 20mΩ Max
- 5.Operation Temperature : -40°C to +105°C

MATERIALS:

- 1.Contact Material : Phosphor Bronze
- 2.Insulator Material : PA6T
- 3.Contact Finish : Au over Nickel

ITEM NO.	DESCRIPTION	DRAWN	DATE
1	新增尺寸選項	Jack	102021

CONTACT 建倚科技股份有限公司
CONTACT TECHNOLOGY CORP.

TOLERANCE UNLESS OTHERWISE STATED:
 Up to 5 ±0.2
 Above 5 ~ 15 ±0.3
 Above 15 ~ 30 ±0.4
 Above 30 ~ 50 ±0.5
 Angle ±0.3°

3RD. ANGEL'S

UNITS MM

DRAWN BY:	DATE	MATL	TITLE	Female Header
Jack Lu	10/20/21			
CHECKED BY:	DATE	FINISH	MODLE	1.27排母 單排 SMT 180度 左下為第一PIN
Jacky Chen	10/20/21			
APPROVED BY:	DATE	SCALE	DWG NO.	FH-C81-31xxx-S304
Tony Kao	10/20/21	1 : 1	PART NO.	FH-C81-31xxx-S304
		SHEET NO.	1 of 1	
				SIZE A4
				VER R1