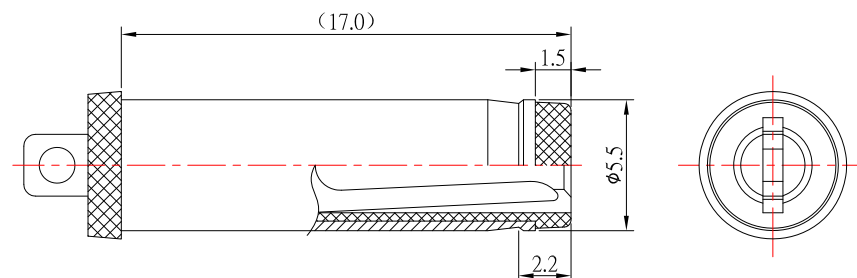
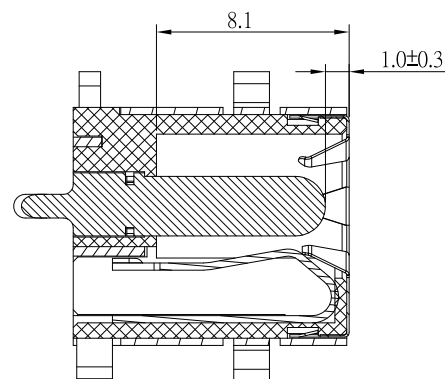
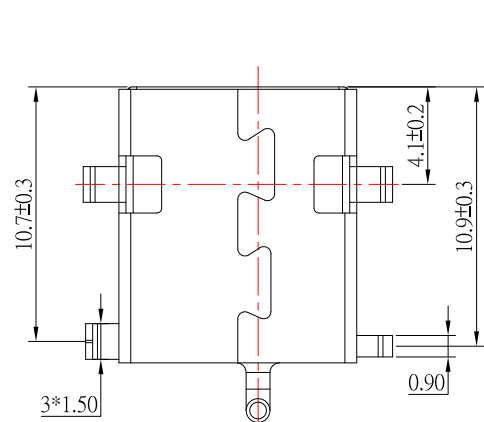


PCB LAYOUT MOUNTING PATTERN



RECOMMENDED PLUG

SPECIFICATION

1. Rating : DC 20V, 5.5A
2. Contact resistance :  $\leq 30m\Omega$
3. Insulation resistance :  $\geq 100M\Omega$
4. Withstand voltage : 500VAC
5. Insertion and extraction force : 5-30N
6. Life test : 5,000 cycles

MODEL NO.	DC-D3200A-X
SCHEMATIC	
CENTER PIN	$\phi 2.00mm$ $\phi 2.50mm$

6	COAT	1	SUS	
5	SHELL	1	IRON	Ni-Plating
4	PIN	1	ZINC ALLOY	Ni-Plating
3	CONTACT FOOT	1	BRASS	Ag-Plating
2	SPRING PIECE	1	BRONZE	Ag-Plating
1	HOUSING	1	LCP	
NO.	DESCRIPTION	QTY	MATERIAL	PLATING

**CONTACT** 建倚科技股份有限公司  
**CONTACT TECHNOLOGY CORP.**

TOLERANCE UNLESS OTHERWISE STATED:  
 Up to 5 ±0.2  
 Above 5 ~ 15 ±0.3  
 Above 15 ~ 30 ±0.4  
 Above 30 ~ 50 ±0.5  
 Angle ±0.3°

3RD. ANGEL'S

UNITS MM

DRAWN BY:	DATE	MAT'L	TITLE	JACK
Jack Lu	01/05/22		MODLE	DC JCAK
CHECKED BY:	DATE	FINISH	SCALE	1 : 1
Jacky Chen	01/05/22		DWG NO.	DC-D3200A-x-S124
APPROVED BY:	DATE	SHEET NO.	PART NO.	DC-D3200A-x-S124
Tony Kao	01/05/22	1 of 1		
			SIZE	A4
			VER	R3

3	更新圖面	Jack	010522
2	更新圖面	Jack	010422
1	更新材質	Jack	110821
ITEM NO.	DESCRIPTION	DRAWN	DATE