RoHS Compliant

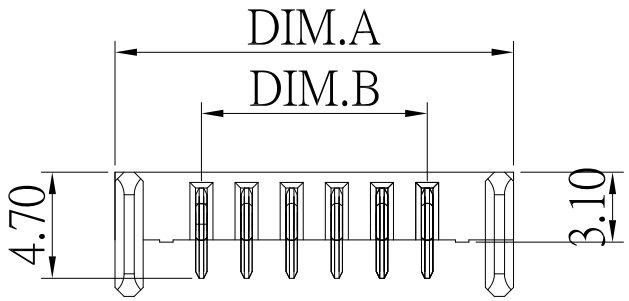

No. of Pins	Dimension		
	DIM.A	DIM.B	DIM.C
04	13.65	6.00	12.26
05	15.65	8.00	14.26
06	17.65	10.00	16.26
07	19.65	12.00	18.26
08	21.65	14.00	20.26
09	23.65	16.00	22.26
10	25.65	18.00	24.26
11	27.65	20.00	26.26
12	29.65	22.00	28.26

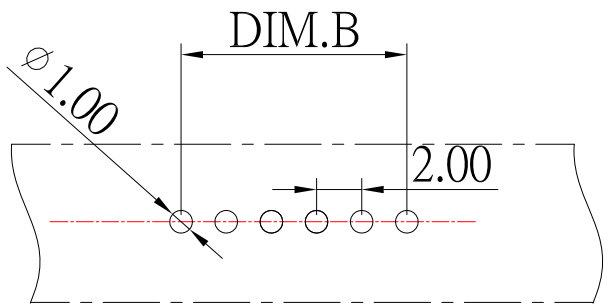

P.C.B LAYOUT

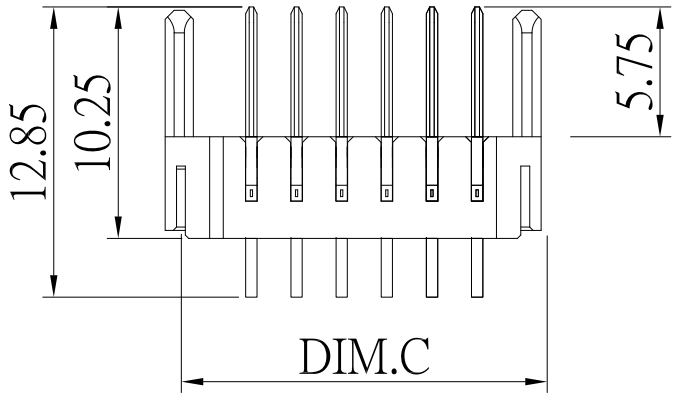

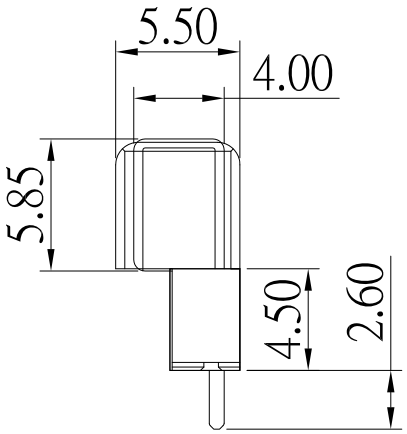

NOTE:

1. MATERIAL:
   1.1 HOUSING: PA9T
   1.2 TERMINAL: C2680
2. FINISH:
   2.1 TERMINAL: NICKEL UNDER PLATED OVERALL, Au PLATED ON THE CONTACT AREA. OR Tin ON THE SOLDERING AREA.
3. PRODUCT SPECIFICATION
   3.1 CURRENT RATING : 5A
   3.2 VOLTAGE RATING : 30V AC
   3.3 DIELECTRIC WITHSTANDING VOLTAGE: 500VAC
   3.4 INSULATION RESISTANCE: 100MΩ min.
   3.5 CONTACT RESISTANCE: 30mΩ Max.
   3.6 Operating Temperature: −40° ~105°

ITEM NO.	DESCRIPTION	DRAWN	DATE

CONTACT 建倚科技股份有限公司 CONTACT TECHNOLOGY CORP.

TOLERANCE UNLESS OTHERWISE STATED: Up to 5 ±0.2; Above 5 ~ 15 ±0.3; Above 15 ~ 30 ±0.4; Above 30 ~ 50 ±0.5; Angle ±0.3°

3RD. ANGEL'S | UNITS MM

DRAWN BY: Jack Lu	DATE 09/21/23	MAT'L	
CHECKED BY: Jacky Chen	DATE 09/21/23	FINISH	
APPROVED BY: Tony Kao	DATE 09/21/23	SCALE 1 : 1	SHEET NO. 1 of 1

TITLE	CONNECTOR		
MODLE	Battery 直立式 公座		
DWG NO.	BC-MVA01-xP-S410	SIZE	A4
PART NO.	BC-MVA01-xP-S410	VER	R