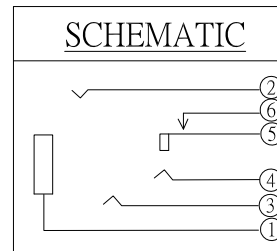
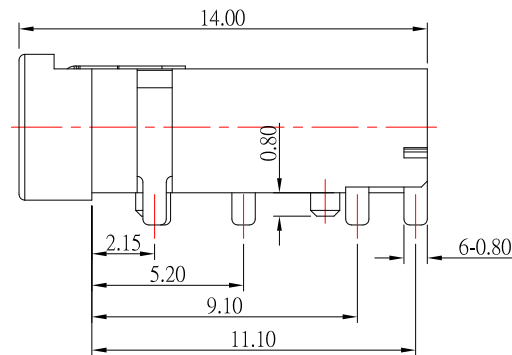
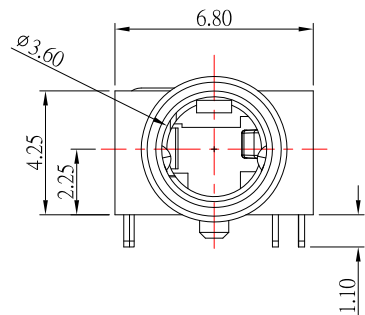
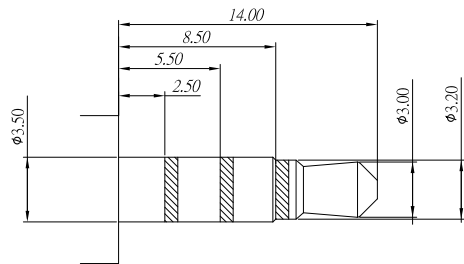


P.C.B LAYOUT

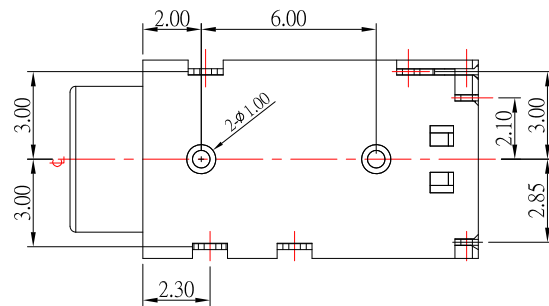


SPECIFICATION

- 1.Rating : DC 5V , 0.5A ;
- 2.Contact resistance : $\leq 70m\Omega$;
- 3.Insulation resistance : $\geq 100M\Omega$;
- 4.Withstand voltage : 500VAC ;
- 5.Insertion and extraction force : 3-20N;
- 6.life test : 5,000 cycles °



φ3.50mm 4 POLE PLUG



φ3.50mm 3 POLE PLUG

NO.	DESCRIPTION	QTY	MATERIAL	REMARK
9	INSERT MOLDING	1	PA10T(BLACK)	
8	HOUSING	1	PA10T(BLACK)	
7	7# CONTACT FOOT	1	SUS	
6	6# CONTACT FOOT	1	PHOSPHOR BRONZE	Au Plating over Ni
5	5# CONTACT FOOT	1	PHOSPHOR BRONZE	Au Plating over Ni
4	4# CONTACT FOOT	1	PHOSPHOR BRONZE	Au Plating over Ni
3	3# CONTACT FOOT	1	PHOSPHOR BRONZE	Au Plating over Ni
2	2# CONTACT FOOT	1	PHOSPHOR BRONZE	Au Plating over Ni
1	1# CONTACT FOOT	1	PHOSPHOR BRONZE	Au Plating over Ni

ITEM NO.	DESCRIPTION	DRAWN	DATE
4	更新鏡層	Jack	072122
3	新增PLUG和編號對應圖	Jack	092821
2	更新樣式及更新料號	Jack	083121
1	更新材質	Jack	073021

CONTACT 建倚科技股份有限公司
CONTACT TECHNOLOGY CORP.

TOLERANCE UNLESS OTHERWISE STATED :
 Up to 5 ±0.2
 Above 5 ~ 15 ±0.3
 Above 15 ~ 30 ±0.4
 Above 30 ~ 50 ±0.5
 Angle ±0.3

3RD. ANGEL'S



UNITS MM

DRAWN BY:	DATE	MAT'L	TITLE	JACK
Jack Lu	07/21/22		MODLE	PHONE JACK
CHECKED BY:	DATE	FINISH	SCALE	1 : 1
Jacky Chen	07/21/22		DWG NO.	PJ-T32338-S214
APPROVED BY:	DATE	SHEET NO.	PART NO.	PJ-T32338-S214
Tony Kao	07/21/22	1 of 1		

SIZE A4
VER R4