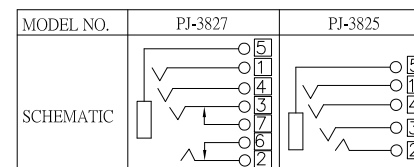
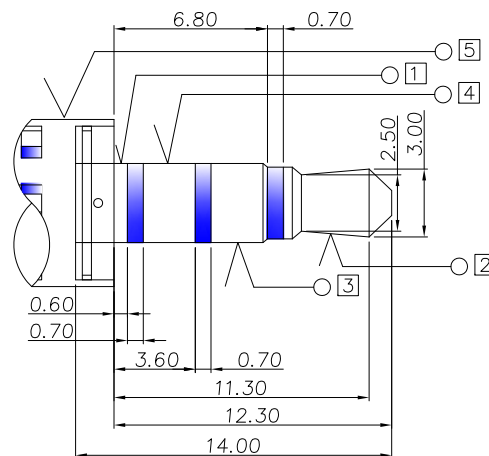
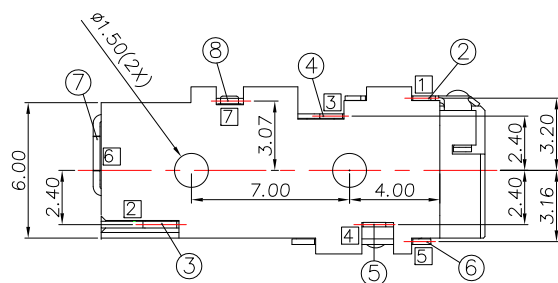


P.C.B LAYOUT
TOP VIEW



SPECIFICATION

1. Rating : DC 12V, 1.0A ;
2. Contact resistance : $\leq 50m\Omega$;
3. Insulation resistance : $\geq 100M\Omega$;
4. Withstand voltage : 500VAC ;
5. Insertion and extraction force : 3-30N;
6. life test : 5,000 cycles °

NO.	DESCRIPTION	QTY	MATERIAL	REMARK
⑧	Make terminal	7	1 Phosphor Bronze	Gold flash on contact area, gold flash plated on solder tail Area, all over nickel plated
⑦	Make terminal	6	1 Phosphor Bronze	
⑥	Transfer Spring	5	1 Phosphor Bronze	
⑤	Ring spring	4	1 Phosphor Bronze	
④	Ring spring	3	1 Phosphor Bronze	
③	Tip spring	2	1 Phosphor Bronze	
②	Earth spring	1	1 Phosphor Bronze	
①	Housing	1	PA10T	Black

CONTACT 建倚科技股份有限公司
CONTACT TECHNOLOGY CORP.

TOLERANCE UNLESS OTHERWISE STATED :
 Up to 5 ±0.2
 Above 5 ~ 15 ±0.3
 Above 15 ~ 30 ±0.4
 Above 30 ~ 50 ±0.5
 Angle ±0.3°

3RD. ANGEL'S

UNITS MM

DRAWN BY: Jack Lu DATE: 06/29/23
 CHECKED BY: Jacky Chen DATE: 06/29/23
 APPROVED BY: Tony Kao DATE: 06/29/23

MAT'L	TITLE	JACK
FINISH	MODLE	PHONE JACK
SCALE	1 : 1	DWG NO. PJ-382x-S458
SHEET NO.	1 of 1	PART NO. PJ-382x-S458

ITEM NO.	DESCRIPTION	DRAWN	DATE