

SECTION A-A

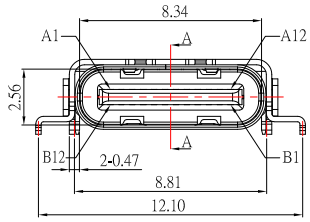

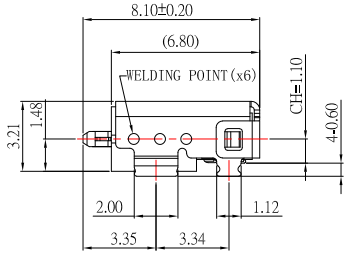

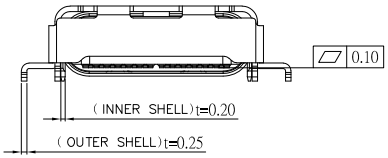

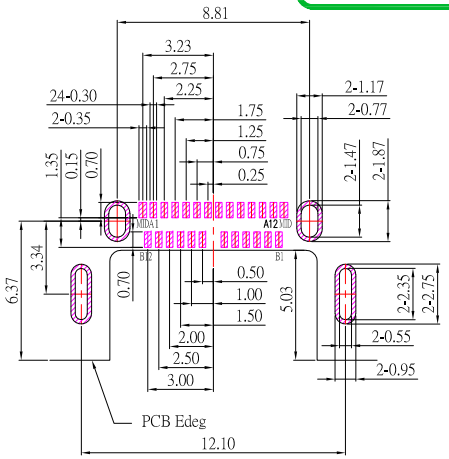

P.C.B LAYOUT

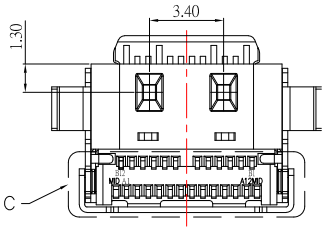

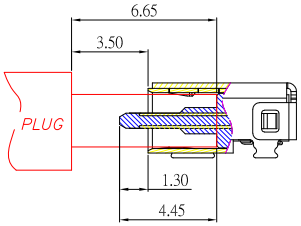

AFTER MATING

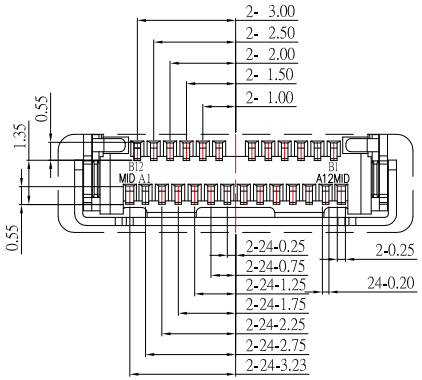

DETAIL: C (1.5: 1)

PIN ASSIGNMENT:

A1	GND	B12	GND
A2	TX1+	B11	RX1+
A3	TX1−	B10	RX1−
A4	VBUS	B9	VBUS
A5	CC1	B8	SBU2
A6	D+	B7	D−
A7	D−	B6	D+
A8	SBU1	B5	CC2
A9	VBUS	B4	VBUS
A10	RX2−	B3	TX2−
A11	RX2+	B2	TX2+
A12	GND	B1	GND
PIN	SIGNAL NAME	PIN	SIGNAL NAME

SPECIFICATIONS

Electrical:

1.Rating: 30V DC , 7.0 A

2.Dielectric Withstand Voltage: 100V AC

3.Contact Resistance: 40 mΩ Max

4.Insulation Resistance: 100 MΩ Min

Mechanical:

1.Connector Mate and Unmate Force

1.1 Mate force: 5~20 N

1.2 Unmate force: 8~20 N

MATERIAL

1.Housing: PA9T,Black

2.Contact: C18400

3.Shell: SUS

Finish:

1.Contact: Plated Gold in Mating Area ;
Gold Plated on Solder Balls ;
Nickel under plated overall

2.Shell: Nickel under Plated surface layer

ITEM NO.	DESCRIPTION	DRAWN	DATE

CONTACT 建倚科技股份有限公司
CONTACT TECHNOLOGY CORP.

TOLERANCE UNLESS OTHERWISE STATED :
Up to 5 ±0.2
Above 5 ~ 15 ±0.3
Above 15 ~ 30 ±0.4
Above 30 ~ 50 ±0.5
Angle ±0.3'

3RD. ANGEL'S | UNITS MM

DRAWN BY: Jack Lu	DATE 04/16/26	MAT'L		TITLE	CONNECTOR
CHECKED BY: Jacky Chen	DATE 04/16/26	FINISH		MODLE	USB 4.0 TYPE C 母座沉板 CL=1.10mm 雙殼點焊 上彈下凸 GEN4 40G
APPROVED BY: Tony Kao	DATE 04/16/26	SCALE	1 : 1	DWG NO.	SBC-240M32-453-S412 SIZE A4
		SHEET NO.	1 of 1	PART NO.	SBC-240M32-453-S412 VER R