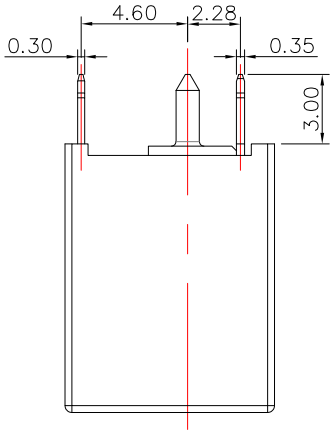

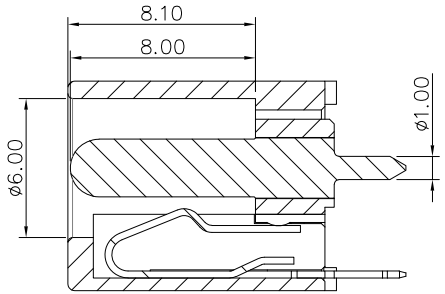

SECTION A–A

2.5	$\phi 2.5^{+0}_{-0.10}$	$\phi 2.55^{+0.1}_{-0}$
2.0	$\phi 2.0^{+0}_{-0.10}$	$\phi 2.05^{+0.1}_{-0}$
1.65	$\phi 1.65^{+0}_{-0.10}$	$\phi 1.7^{+0.1}_{-0}$
PART NO.	CENIER PIN DIA. øA	PLUG DIA. øB

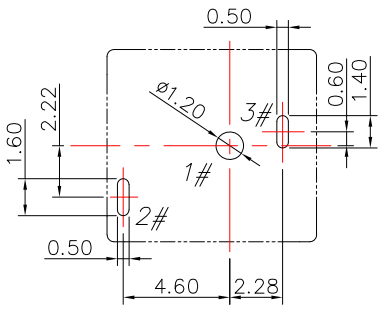

PCB LAYOUT
TOP VIEW

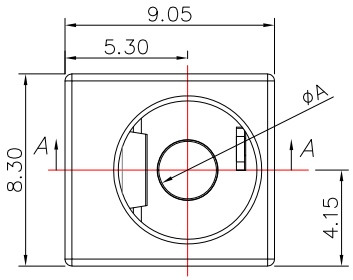

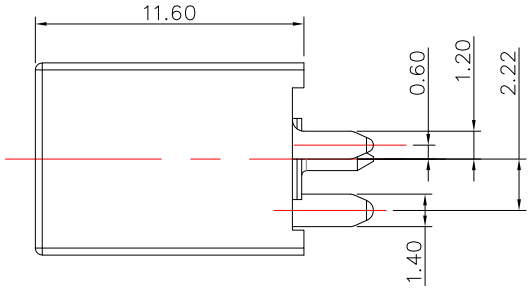

MODEL NO.	DC-D3039JV-x-S457
SCHEMATIC	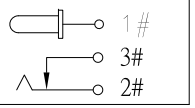

SPECIFICATION

1.Rating ：DC 24V, 7.0A

2.Insulation resistance：≥100MΩ

3.Withstand voltage：500VAC

4.Insertion and extraction force：3-30N

5.life test：5,000 cycles

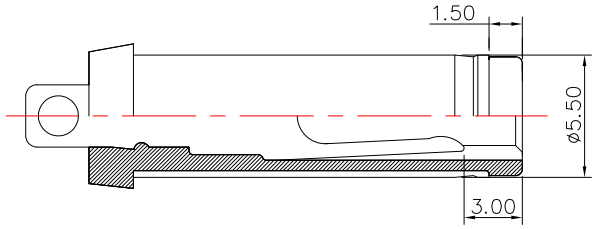

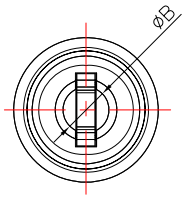

RECOMMENDED PLUG
ø5.5 PLUG

NO.	DESCRIPTION	QTY	MATERIAL	PLATING
④	CONTACT PIN	1	H59	Ni plating
③	SHUNT CONTACT	1	Brass	Tin Plating
②	TIP SPRING	1	Phosphor Bronze	Tin Plating
①	HOUSING	1	PA10T	Black

ITEM NO.	DESCRIPTION	DRAWN	DATE

CONTACT 建倚科技股份有限公司
CONTACT TECHNOLOGY CORP.

TOLERANCE UNLESS OTHERWISE STATED : Up to 5 ±0.2; Above 5 ~ 15 ±0.3; Above 15 ~ 30 ±0.4; Above 30 ~ 50 ±0.5; Angle ±0.3°

3RD. ANGEL'S | UNITS MM

DRAWN BY: Jack Lu	DATE 01/03/25	MAT'L	
CHECKED BY: Jacky Chen	DATE 01/03/25	FINISH	
APPROVED BY: Tony Kao	DATE 01/03/25	SCALE	1 : 1
		SHEET NO.	1 of 1

TITLE	JACK
MODLE	DC JACK 180度 插板
DWG NO.	DC-D3039JV-x-S457
PART NO.	DC-D3039JV-x-S457
SIZE	A4
VER	R