

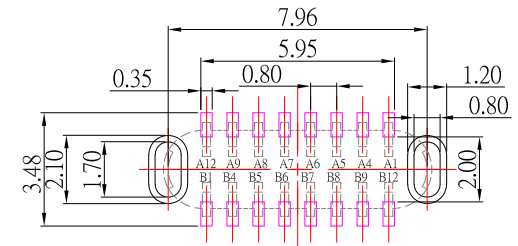
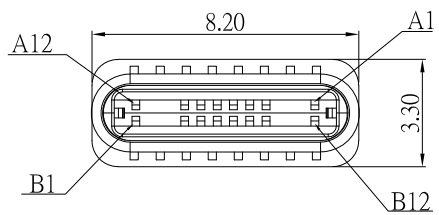
TID:10052



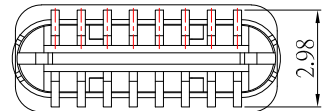
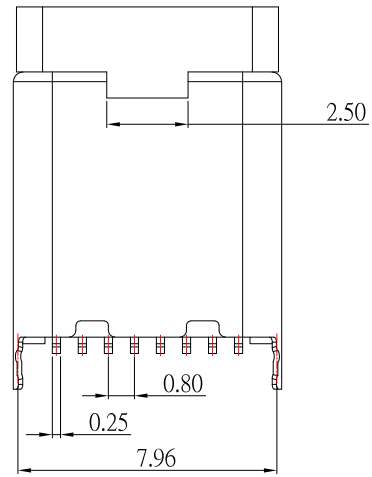
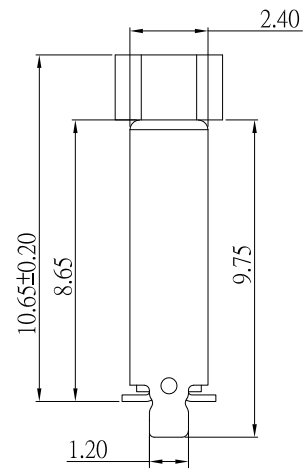
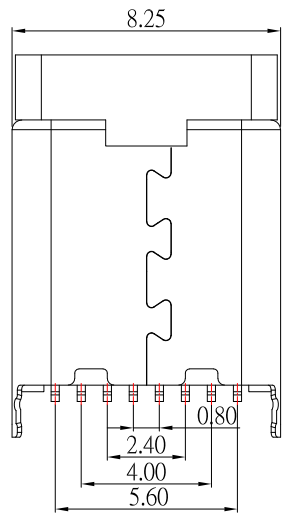
SBC-161VS2-20x-S412

鍍層厚度 :

Blank : 1u"
2 : 15u"
3 : 30u"



RECOMMENDED P.C.B. LAYOUT



USB TYPE-C PIN ASSIGNMENTS

PIN NUMBER	A1	A2	A3	A4	A5	A6	A7	A8	A9	A10	A11	A12
SIGNAL NAME	GND			VBUS	CC1	D+	D-	SBU1	VBUS			GND
PIN NUMBER	B12	B11	B10	B9	B8	B7	B6	B5	B4	B3	B2	B1
SIGNAL NAME	GND			VBUS	SBU2	D-	D+	CC2	VBUS			GND

SPECIFICATIONS

Electrical:

- 1.Rating: , 3.0 A
- 2.Dielectric Withstand Voltage: 100V AC
- 3.Contact Resistance: 40 mΩ Max
- 4.Insulation Resistance: 100 MΩ Min

Mechanical:

- 1.Connector Mate and Unmate Force
  - 1.1 Mate force: 5~20 N
  - 1.2 Unmate force: 8~20 N

Material:

- 1.Housing: LCP
- 2.Contact: C7025
- 3.Shell: SUS

Finish:

- 1.Contact: Plated Gold in Mating Area ;  
Tin Plated on Solder Balls ;  
Nickel under plated overall
- 2.Shell: Nickel under Plated surface layer

2	更新樣式	Jack	052424
1	新增 TID 號碼	Jack	092823
ITEM NO.	DESCRIPTION	DRAWN	DATE

**CONTACT** 建倚科技股份有限公司  
CONTACT TECHNOLOGY CORP.

TOLERANCE UNLESS OTHERWISE STATED :	Up to 5 ±0.2	Above 5 ~ 15 ±0.3	Above 15 ~ 30 ±0.4	Above 30 ~ 50 ±0.5	Angle ±0.3	3RD. ANGEL'S	UNITS	MM
-------------------------------------	--------------	-------------------	--------------------	--------------------	------------	--------------	-------	----

DRAWN BY:	DATE	MATL	TITLE	CONNECTOR
Jack Lu	05/24/24		MODLE	USB C TYPE 2.0 Male 直立式H8.65 SMT
CHECKED BY:	DATE	FINISH	DWG NO.	SBC-161VS2-20x-S412
Jacky Chen	05/24/24		SCALE	1 : 1
APPROVED BY:	DATE	SHEET NO.	PART NO.	SBC-161VS2-20x-S412
Tony Kao	05/24/24	1 of 1		