RoHS Compliant

SBC-240VS13-31x-S331

鍍層厚度 :

Blank : 1u"
2 : 15u"
3 : 30u"

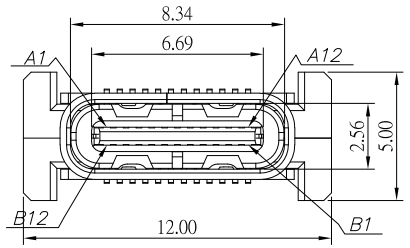

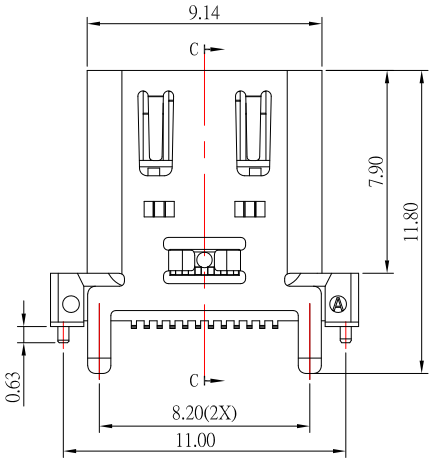

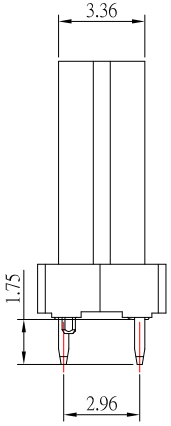

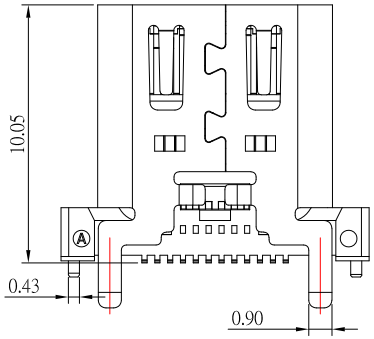

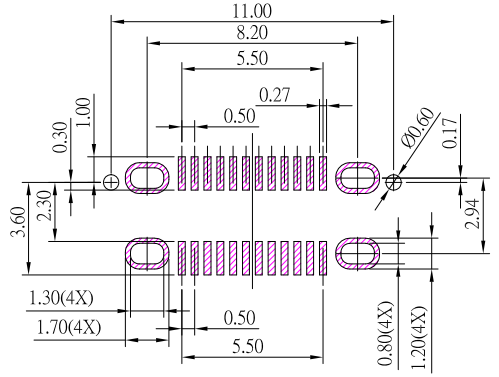

RECOMMENDED P.C.B. LAYOUT

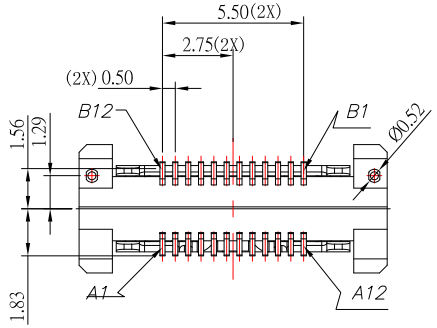

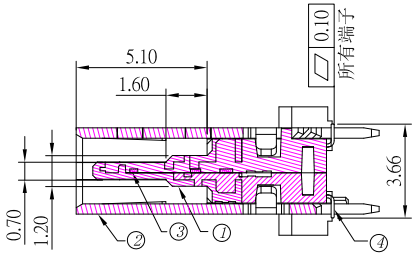

SECTION: C–C
SCALE 1:1

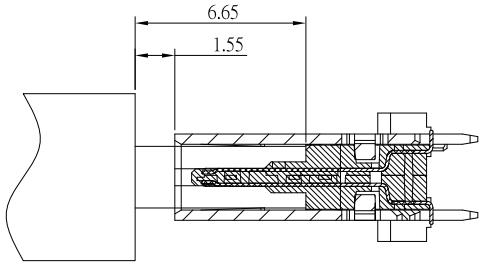

AFTER MATING

SPECIFICATIONS

Electrical:

1.Rating: 5.0V, 3.0 A

2.Dielectric Withstand Voltage: 100V AC

3.Contact Resistance: 40 mΩ Max

4.Insulation Resistance: 100 MΩ Min

Mechanical:

1.Connector Mate and Unmate Force

1.1 Mate force: 5~20 N

1.2 Unmate force: 8~20 N

Material:

1.Housing: PA9T

2.Contact: C18400

3.Shell: SUS

Finish:

1.Contact: Plated Gold in Mating Area ;
Gold Plated on Solder Balls ;
Nickel under plated overall

2.Shell: Nickel under Plated surface layer

ITEM NO.	DESCRIPTION	DRAWN	DATE
2	更新料號	Jack	070126
1	更新Contact材質	Jack	012224

CONTACT 建倚科技股份有限公司
CONTACT TECHNOLOGY CORP.

TOLERANCE UNLESS OTHERWISE STATED :
Up to 5 ±0.2
Above 5 ~ 15 ±0.3
Above 15 ~ 30 ±0.4
Above 30 ~ 50 ±0.5
Angle ±0.3°

3RD. ANGEL'S | UNITS | MM

DRAWN BY:	Jack Lu	DATE	07/01/26
CHECKED BY:	Jacky Chen	DATE	07/01/26
APPROVED BY:	Tony Kao	DATE	07/01/26

MAT'L		TITLE	CONNECTOR
FINISH		MODLE	USB 3.1 TYPE C 直立式 SMT L10.05 mm 外殼腳長1.75
SCALE	1 : 1	DWG NO.	SBC-240VS13-31x-S331
SHEET NO.	1 of 1	PART NO.	SBC-240VS13-31x-S331

SIZE A4 | VER R2