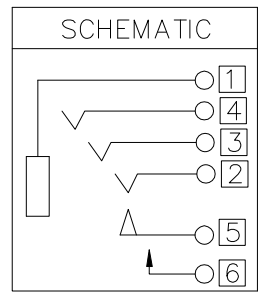
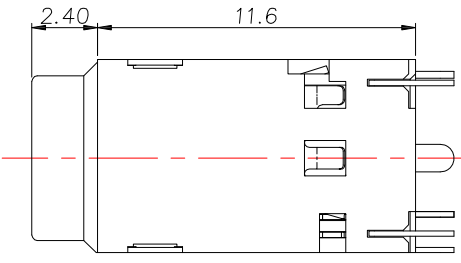
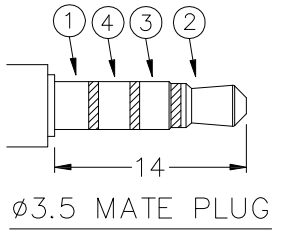


RECOMMENDED P.C.B. LAYOUT TOP VIEW



SPECIFICATION

1. Contact resistance : $\leq 50m\Omega$
2. Insulation resistance : $\geq 100M\Omega$
3. Withstand voltage : 500VAC
4. Insertion and extraction force : 3-30N
5. life test : 5,000 cycles

⑧	Insulator	1	PA10T	Black
⑦	Make terminal	6	Phosphor coppe,	Gold flash on contact area, gold flash plated on solder tail Area, all over nickel plated
⑥	Transfer Spring	5	Phosphor coppe,	
⑤	Ring spring	4	Phosphor coppe,	
④	Ring spring	3	Phosphor coppe,	
③	Tip spring	2	Phosphor coppe,	
②	Earth spring	1	Phosphor coppe,	
①	Housing	1	PA10T	Black
NO.	DESCRIPTION	QTY	MATERIAL	REMARK

CONTACT 建倚科技股份有限公司
CONTACT TECHNOLOGY CORP.

TOLERANCE UNLESS OTHERWISE STATED :
 Up to 5 ±0.2
 Above 5 ~ 15 ±0.3
 Above 15 ~ 30 ±0.4
 Above 30 ~ 50 ±0.5
 Angle ±0.3°

3RD. ANGEL'S

UNITS MM

DRAWN BY:	DATE	MAT'L	TITLE	JACK
Jack Lu	09/21/23		MODLE	PHONE JACK
CHECKED BY:	DATE	FINISH	SCALE	1 : 1
Jacky Chen	09/21/23		DWG NO.	PJ-D3247F-S458
APPROVED BY:	DATE	SHEET NO.	PART NO.	PJ-D3247F-S458
Tony Kao	09/21/23	1 of 1		
			SIZE	A4
			VER	R

ITEM NO.	DESCRIPTION	DRAWN	DATE