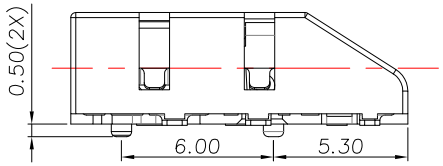

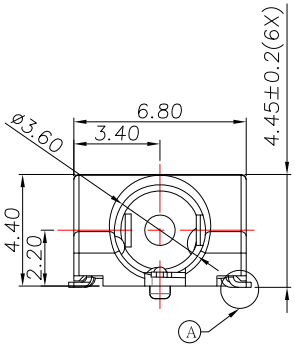

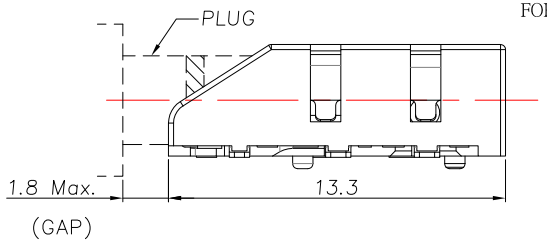

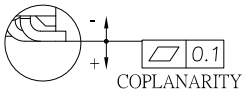

A DETAIL

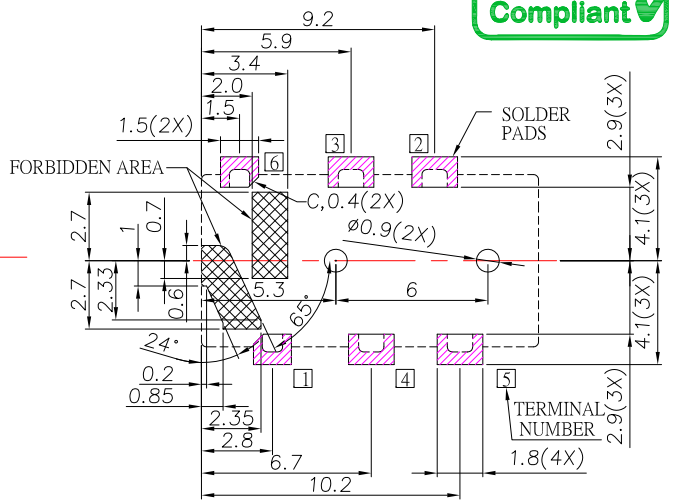

RECOMMENDED PCB LAYOUT
(TOP VIEW)

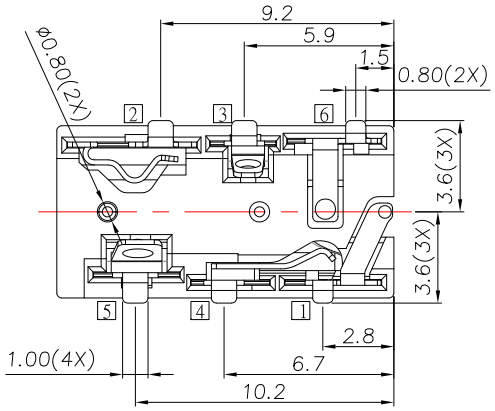

MODEL NO.	PJ-5416D-S458
SCHEMATIC	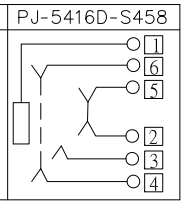

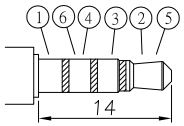

□3.5 MATE PLUG

SPECIFICATION

1. Rating : DC 12V 1.0A
2. Contact resistance: ≤50mΩ
3. Insulation resistance: ≥100MΩ
4. Withstand voltage: 500VAC
5. Insertion and extraction force: 3-30N
6. life test: 5,000 cycles

NO.	DESCRIPTION		QTY	MATERIAL	REMARK
⑦	Terminal 6	6	1	Phosphor Bronze	Gold flash on contact area, gold flash plated on solder tail Area, all over nickel plated
⑥	Terminal 5	5	1	Phosphor Bronze	
⑤	Terminal 4	4	1	Phosphor Bronze	
④	Terminal 3	3	1	Phosphor Bronze	
③	Terminal 2	2	1	Phosphor Bronze	
②	Terminal 1	1	1	Phosphor Bronze	
①	Housing		1	PA10T	Black

ITEM NO.	DESCRIPTION	DRAWN	DATE

CONTACT 建倚科技股份有限公司
CONTACT TECHNOLOGY CORP.

TOLERANCE UNLESS OTHERWISE STATED : Up to 5 ±0.2; Above 5 ~ 15 ±0.3; Above 15 ~ 30 ±0.4; Above 30 ~ 50 ±0.5; Angle ±0.3°

3RD. ANGEL'S | UNITS | MM

DRAWN BY: Jack Lu	DATE 07/10/23	MAT'L		TITLE	JACK
CHECKED BY: Jacky Chen	DATE 07/10/23	FINISH		MODLE	PHONE JACK
APPROVED BY: Tony Kao	DATE 07/10/23	SCALE	1 : 1	DWG NO.	PJ-5416D-S458
		SHEET NO.	1 of 1	PART NO.	PJ-5416D-S458

SIZE A4 | VER R