SBC-240P3-31x-S412

鍍層厚度 :

Blank : 1u"
2 : 15u"
3 : 30u"

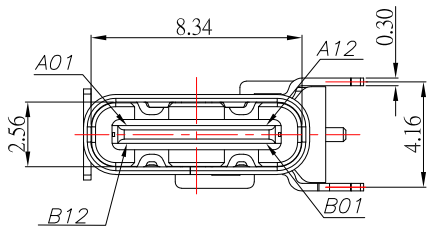

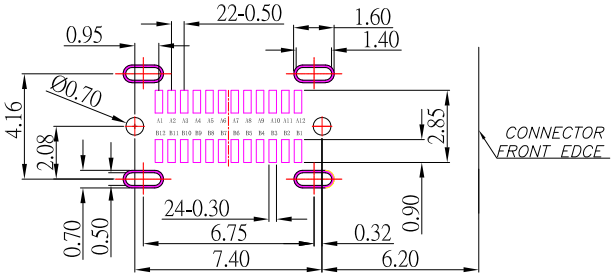

P.C.B LAYOUT

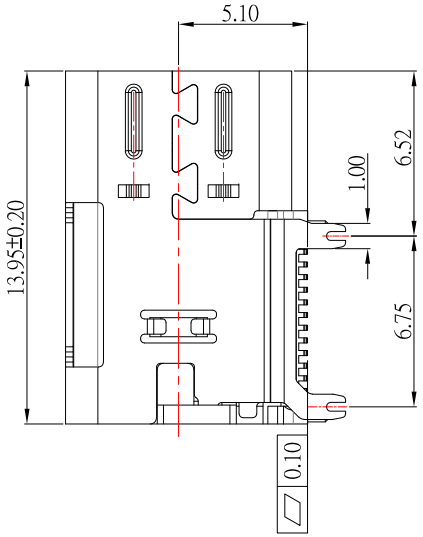

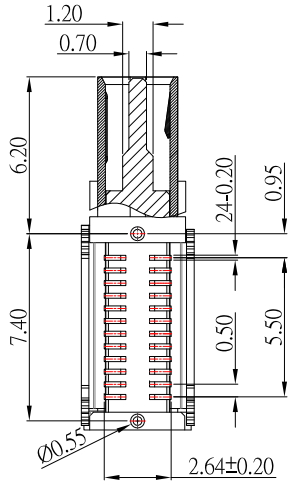

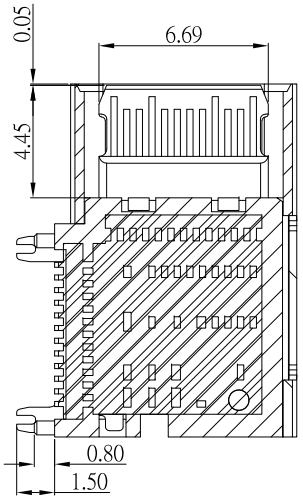

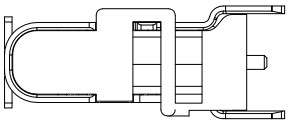

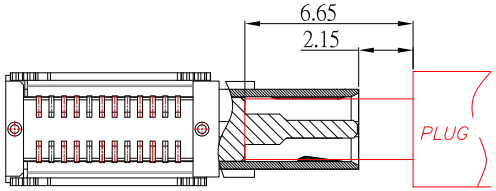

AFTER MATING

A1	GND	B12	GND
A2	TX1+	B11	RX1+
A3	TX1−	B10	RX1−
A4	VBUS	B9	VBUS
A5	CC1	B8	SBU2
A6	D+	B7	D−
A7	D−	B6	D+
A8	SBU1	B5	CC2
A9	VBUS	B4	VBUS
A10	RX2−	B3	TX2−
A11	RX2+	B2	TX2+
A12	GND	B1	GND
PIN	SIGNAL NAME	PIN	SIGNAL NAME

SPECIFICATIONS

Electrical:

1.Rating: 20V , 5.0A

2.Contact Resistance: 40 mΩ Max

3.Insulation Resistance: 100 MΩ Min

4.Withstanding Voltage: 150V AC

MATERIAL

1.Housing: LCP

2.Contact: C18400

3.Shell: SUS

Finish:

1.Contact: Plated Gold in Mating Area ;
Gold Plated on Solder Balls ;
Nickel under plated overall

2.Shell: Nickel under Plated surface layer

ITEM NO.	DESCRIPTION	DRAWN	DATE
1	更新圖面	Jack	092226

CONTACT 建倚科技股份有限公司
CONTACT TECHNOLOGY CORP.

TOLERANCE UNLESS OTHERWISE STATED :
Up to 5 ±0.2
Above 5 ~ 15 ±0.3
Above 15 ~ 30 ±0.4
Above 30 ~ 50 ±0.5
Angle ±0.3'

3RD. ANGEL'S | UNITS | MM

DRAWN BY: Jack Lu	DATE 09/22/26	
CHECKED BY: Jacky Chen	DATE 09/22/26	
APPROVED BY: Tony Kao	DATE 09/22/26	

MAT'L		TITLE	CONNECTOR
FINISH		MODLE	USB 3.1 TYPE C 24PIN 側貼CH5.1 SMT
SCALE	1 : 1	DWG NO.	SBC-240P3-31x-S412
SHEET NO.	1 of 1	PART NO.	SBC-240P3-31x-S412

SIZE A4 | VER R1