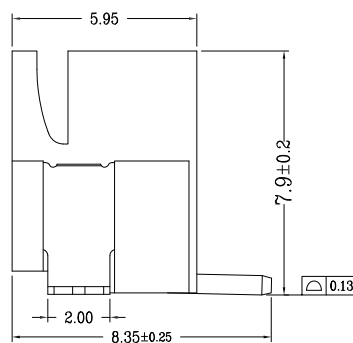
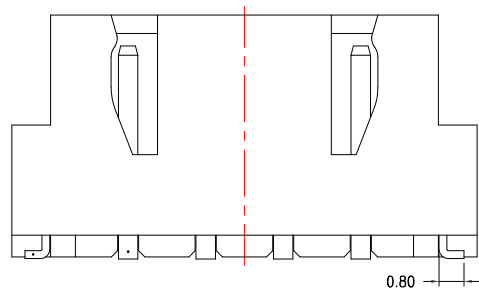


P.C.B LAYOUT MOUNTING PATTERN



PIN	A	B	C	D
2	2.50	7.50	10.00	6.00
3	5.00	10.00	12.50	8.50
4	7.50	12.50	15.00	11.00
5	10.00	15.00	17.50	13.50
6	12.50	17.50	20.00	16.00
7	15.00	20.00	22.50	18.50
8	17.50	22.50	25.00	21.00
9	20.00	25.00	27.50	23.50
10	22.50	27.50	30.00	26.00
11	25.00	30.00	32.50	28.50
12	27.50	32.50	35.00	31.00
13	30.00	35.00	37.50	33.50
14	32.50	37.50	40.00	36.00
15	35.00	40.00	42.50	38.50

SPECIFICATIONS

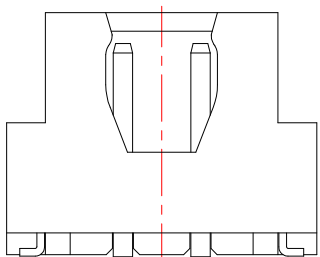
- 1.Current rating : 3.0A
- 2.Temperature rating : -25°C ~ +85°C
- 3.Insulation resistance : 1000MΩ min.
- 4.Contact resistance : 10mΩ / Max

Material:

Housing : LCP

Contact : Brass , Tin over Nickel

Solder Tabs : Brass , Tin over Nickel



2P 结构

CONTACT 建倚科技股份有限公司
CONTACT TECHNOLOGY CORP.

TOLERANCE UNLESS OTHERWISE STATED :
Up to 5 ±0.2
Above 5 ~ 15 ±0.3
Above 15 ~ 30 ±0.4
Above 30 ~ 50 ±0.5
Angle ±0.3

3RD. ANGEL'S



UNITS MM

DRAWN BY:	DATE	MAT'L	TITLE	CONNECTOR
Jack Lu	11/15/19			
CHECKED BY:	DATE	FINISH	MODLE	2.54 SMT 180 度
Jacky Chen	11/15/19			
APPROVED BY:	DATE	SCALE	DWG NO.	WF-2501VSxx-S304
Tony Kao	11/15/19	1 : 1	PART NO.	WF-2501VSxx-S304
		SHEET NO.	1 of 1	

1	更新圖面	Jack	111519
ITEM NO.	DESCRIPTION	DRAWN	DATE