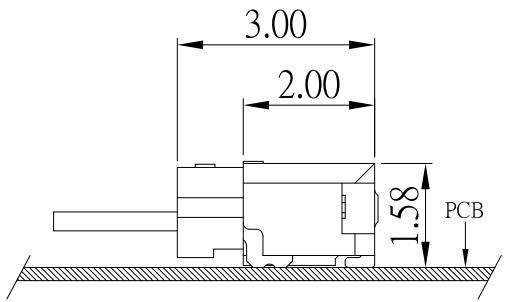
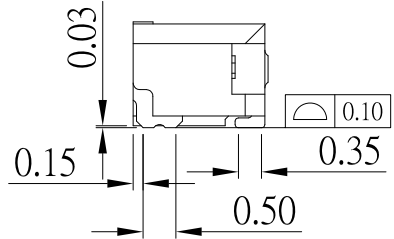
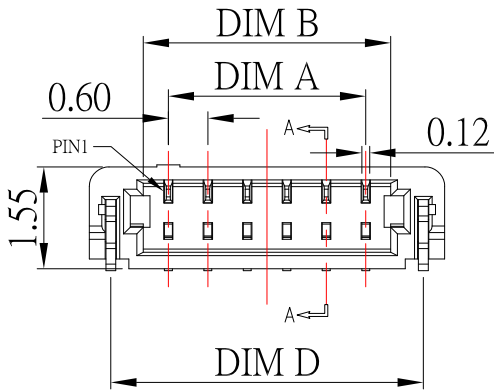


P.C.B LAYOUT



MATED CONDITION

CKT.	Dim A	Dim B	Dim C	Dim D
2	0.60	1.36	3.00	2.35
4	1.80	2.56	4.20	3.55
5	2.40	3.16	4.80	4.15
6	3.00	3.76	5.40	4.75
7	3.60	4.36	6.00	5.35
8	4.20	4.96	6.60	5.95
10	5.40	6.16	7.80	7.15
12	6.60	7.36	9.00	8.35
14	7.80	8.56	10.20	9.55
16	9.00	9.76	11.40	10.75

Material:

- 1.Housing : LCP
- 2.Terminal: Phosphor Bronze,Gold Plated over Nickel
- 3.Nail: Brass,Tin Plated over Nickel

ITEM NO.	DESCRIPTION	DRAWN	DATE
4	更新圖面	Jack	081425
3	新增12PIN尺寸	Jack	110223
2	更新PIN選項	Jack	082521
1	更新圖面	Jack	031821

CONTACT 建倚科技股份有限公司
CONTACT TECHNOLOGY CORP.

TOLERANCE UNLESS OTHERWISE STATED :
 Up to 5 ±0.2
 Above 5 ~ 15 ±0.3
 Above 15 ~ 30 ±0.4
 Above 30 ~ 50 ±0.5
 Angle ±0.3°

3RD. ANGEL'S

UNITS MM

DRAWN BY:	DATE	MATL	TITLE	CONNECTOR
Jack Lu	08/14/25	FINISH	MODLE	0.6mm Wafer SMT 90度
CHECKED BY:	DATE	SCALE	DWG NO.	SIZE
Jacky Chen	08/14/25	1 : 1	WF-0600RSxx-S304	A4
APPROVED BY:	DATE	SHEET NO.	PART NO.	VER
Tony Kao	08/14/25	1 of 1	WF-0600RSxx-S304	R4