

PCB LAYOUT

SPECIFICATION

Electrical :

- 1.Current Rating: 0.5Amps
- 2.Voltage Rating: 5.0V AC / DC
- 3.Contact Resistance: 100 mΩ Max.
- 4.Insulation Resistance: 1,000 MΩ Min.

Environmental:

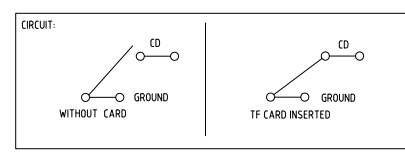
- 1.Operating Temperature: -20°C ~ +60°C.

Material:

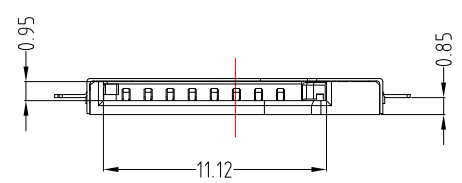
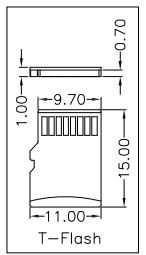
- 1.Housing: LCP
- 2.Contact: Phosphor Bronze

Finish:

- 1.Contact: Plated Gold in Mating Area ;
Tin Plated on Solder Balls ;
Nickel under plated overall
- 2.Shell: Nickel under Plated surface layer



NO.	ASSIGNMENT	NO.	ASSIGNMENT
1#	DAT2	5#	CLK
2#	CD/DAT3 ²	6#	VSS
3#	CMD	7#	DATO
4#	VDD	8#	DAT1



CONTACT 建倚科技股份有限公司
CONTACT TECHNOLOGY CORP.

TOLERANCE UNLESS OTHERWISE STATED :
Up to 5 ±0.2
Above 5 ~ 15 ±0.3
Above 15 ~ 30 ±0.4
Above 30 ~ 50 ±0.5
Angle ±0.3

3RD. ANGEL'S



UNITS

MM

DRAWN BY: Jack Lu
DATE: 12/07/21
CHECKED BY: Jacky Chen
DATE: 12/07/21
APPROVED BY: Tony Kao
DATE: 12/07/21

MAT'L	TITLE	CONNECTION
	CONNECTOR	
FINISH	MODLE	T FLASH 卡座 PUSH PUSH 兩腳正向沉板0.85
SCALE	DWG NO.	SD-TF4A11-S267
1 : 1		
SHEET NO.	PART NO.	SD-TF4A11-S267
1 of 1		
		SIZE: A4
		VER: R

ITEM NO.	DESCRIPTION	DRAWN	DATE