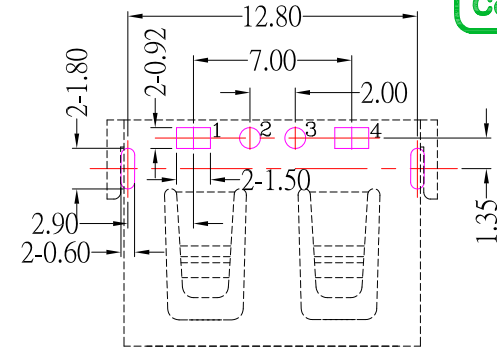
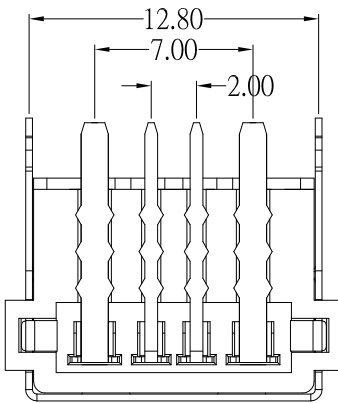
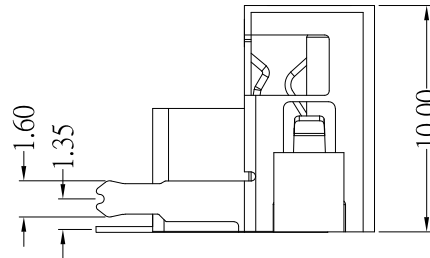
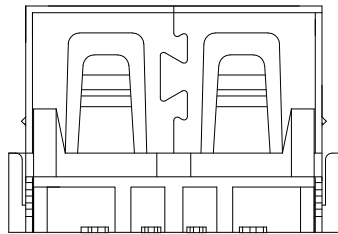


SECTION A-A



P.C.B LAYOUT MOUNTING PATTERN



SUA-110H58I-x-S236

COLOR :

Black: B

White : W

SPECIFICATIONS

Electrical:

1. Rating: 5.0A , 30V DC
2. Contact Resistance: 30 mΩ Max
3. Dielectric Withstanding Voltage: 500 V AC
4. Insulation Resistance: 1000 MΩ Min

Mechanical:

1. Connector Mate and Unmate Force
 - 1.1 Mate force: 35 N (Max)
 - 1.2 Unmate force: 10N (Min)

Material:

1. Housing: PBT
2. Contact: Brass
3. Shell: SPCC

Finish:

1. Contact: Plated Gold in Mating Area ;
Tin Plated on Solder Balls ;
Nickel under plated overall
2. Shell: Nickel under Plated surface layer

ITEM NO.	DESCRIPTION	DRAWN	DATE
4	更新PCB LAYOUT	Jack	091024
3	新增尺寸	Jack	102721
2	新增尺寸	Jack	011521
1	新增PCB LAYOUT尺寸及新增顏色選項	Jack	011421

CONTACT 建倚科技股份有限公司
CONTACT TECHNOLOGY CORP.

TOLERANCE UNLESS OTHERWISE STATED :	Up to 5 ±0.2	3RD. ANGEL'S	UNITS	MM
Above 5 ~ 15	±0.3			
Above 15 ~ 30	±0.4			
Above 30 ~ 50	±0.5			
Angle	±0.3°			

DRAWN BY:	DATE	MAT'L	TITLE	CONNECTOR
Jack Lu	09/10/24			
CHECKED BY:	DATE	FINISH	MODLE	SIZE
Jacky Chen	09/10/24		USB AF 短體10.0 無捲邊 後2腳 加高H9.8mm 端子腳加寬	A4
APPROVED BY:	DATE	SCALE	DWG NO.	VER
Tony Kao	09/10/24	1 : 1	SUA-110H58I-x-S236	R2
SHEET NO.	1 of 1	PART NO.	SUA-110H58I-x-S236	