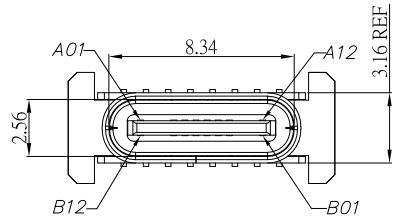




SBC-160VSE_x-20_{xx}-S412



	A	B	C	D	F	J	K
L1	9.30	10.00	10.50	12.40	13.10	13.70	15.00
L2	0.46	0.24	0.74	0.00	0.70	1.30	0.55

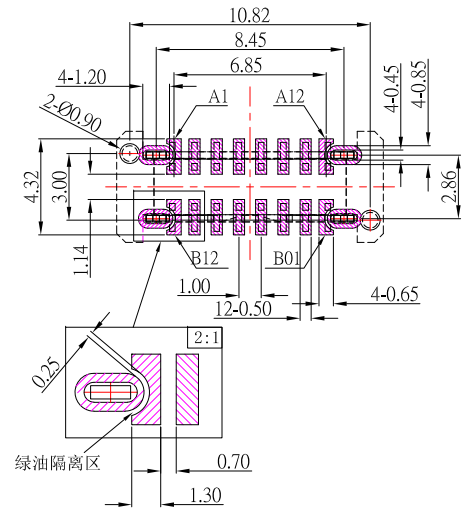
Housing Color :

BLANK	Black
B	Blue

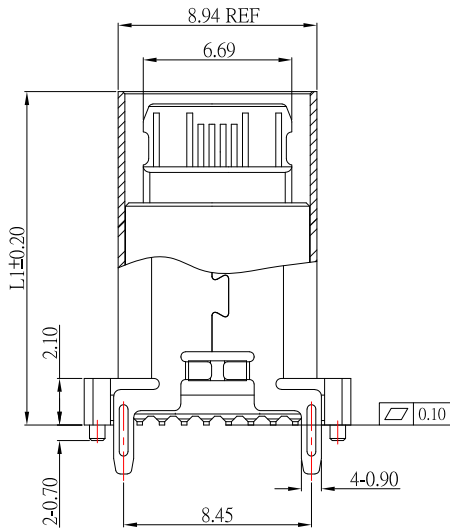
鍍層厚度 :

Blank	: 1u"
2	: 15u"
3	: 30u"

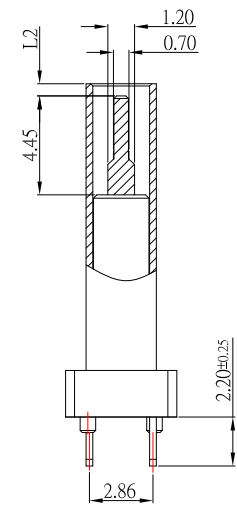
A1	GND	B12	GND
A4	VBUS	B9	VBUS
A5	CC1	B8	SBU2
A6	D+	B7	D-
A7	D-	B6	D+
A8	SBU1	B5	CC2
A9	VBUS	B4	VBUS
A12	GND	B1	GND
PIN	SIGNAL NAME	PIN	SIGNAL NAME



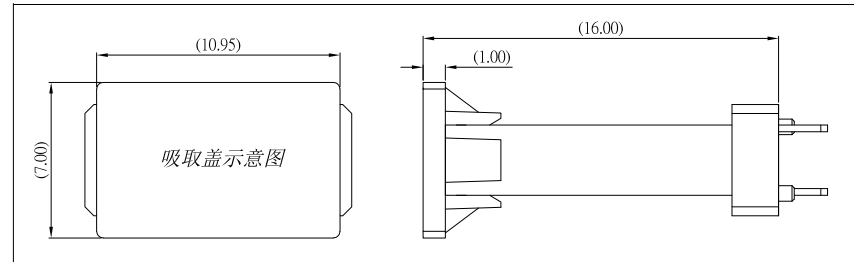
P.C.B. LAYOUT



剖視圖



剖視圖

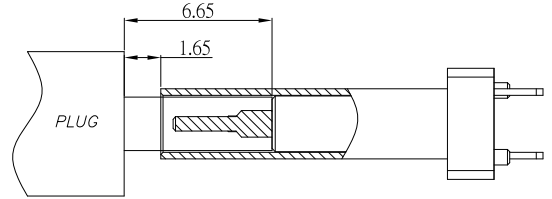


SPECIFICATIONS

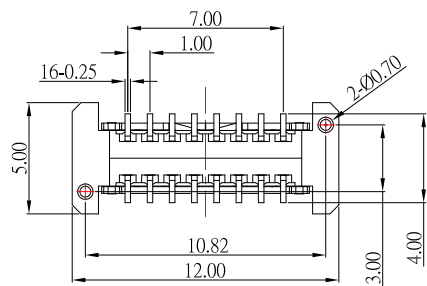
- Electrical:**
- 1.Rating: 5.0A
 - 2.Dielectric Withstand Voltage: 100V AC
 - 3.Contact Resistance: 40 mΩ Max
 - 4.Insulation Resistance: 100 MΩ Min
- Mechanical:**
- 1.Connector Mate and Unmate Force
 - 1.1 Mate force: 5~20 N
 - 1.2 Unmate force: 8~20 N

MATERIAL:

- 1.Housing: LCP
 - 2.Contact: C7025
 - 3.Shell: SUS
- Finish:**
- 1.Contact: Plated Gold in Mating Area ;
Gold Plated on Solder Balls ;
Nickel under plated overall
 - 2.Shell: Nickel under Plated surface layer



AFTER MATING



18	更新圖面	Jack	032526
17	新增Housing Color選項	Jack	032825
16	新增PCB LAYOUT樣式尺寸	Jack	042823
15	刪除高度尺寸8.8選項	Jack	040623
14	新增高度尺寸選項	Jack	030123
13	更新料號	Jack	011823
ITEM NO.	DESCRIPTION	DRAWN	DATE

CONTACT 建倚科技股份有限公司
CONTACT TECHNOLOGY CORP.

TOLERANCE UNLESS OTHERWISE STATED :

Up to 5	±0.2	3RD. ANGEL'S	UNITS	MM
Above 5 ~ 15	±0.3			
Above 15 ~ 30	±0.4			
Above 30 ~ 50	±0.5			
Angle	±0.3			

DRAWN BY:	DATE	MATL	TITLE	CONNECTOR
Jack Lu	03/25/26			
CHECKED BY:	DATE	FINISH	MODLE	TYPE C 16P 180度 SMT 帶定位柱
Jacky Chen	03/25/26			
APPROVED BY:	DATE	SCALE	DWG NO.	SBC-160VSE _x -20 _{xx} -S412
Tony Kao	03/25/26	1 : 1		
		SHEET NO.	PART NO.	SBC-160VSE _x -20 _{xx} -S412
		1 of 1		
				SIZE A4
				VER R18