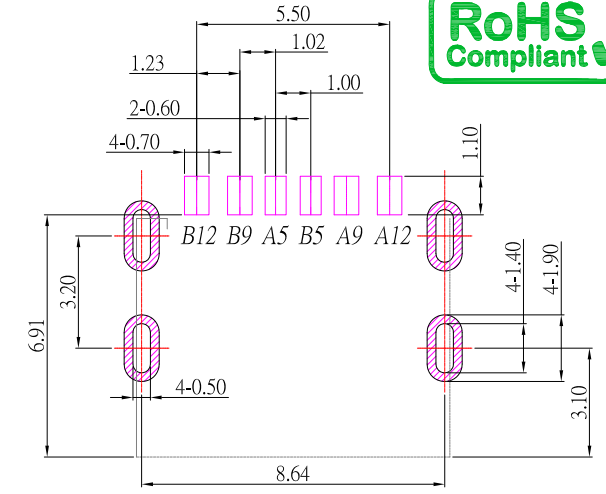
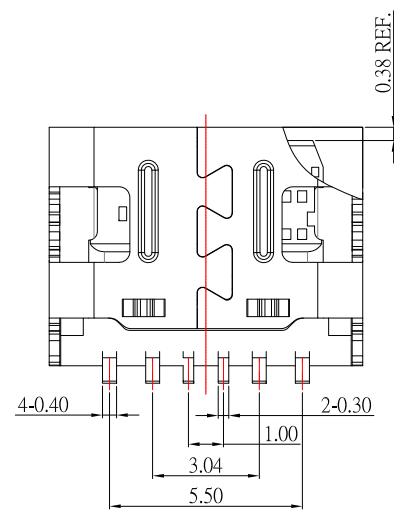
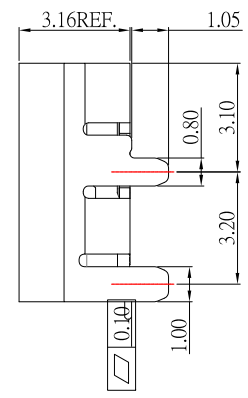
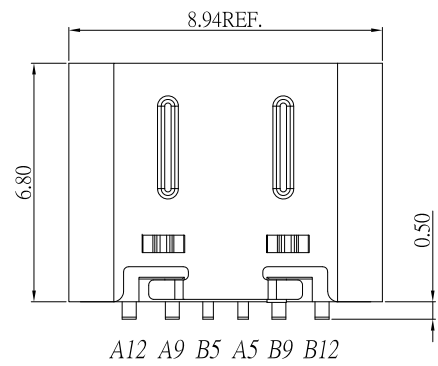
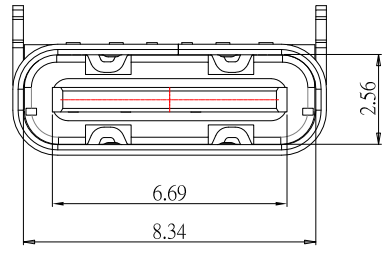




# SBC-060S2-20x-S412

鍍層厚度：

Blank : 1u"
2 : 15u"
3 : 30u"



RECOMMENDED P.C.B. LAYOUT

### SPECIFICATIONS

#### Electrical:

1. Rating: 20 V, 3.0 A
2. Dielectric Withstand Voltage: 150V AC
3. Contact Resistance: 40 mΩ Max
4. Insulation Resistance: 100 MΩ Min

#### Mechanical:

1. Connector Mate and Unmate Force
  - 1.1 Mate force: 5~20 N
  - 1.2 Unmate force: 8~20 N

#### Material:

1. Housing: LCP
2. Contact: BRASS
3. Shell: SUS

#### Finish:

1. Contact: Plated Gold in Mating Area ;  
Tin Plated on Solder Balls ;  
Nickel under plated overall
2. Shell: Nickel under Plated surface layer

B12	GND
B9	VBUS
B5	CC2
A5	CC1
A9	VBUS
A12	GND
PIN	SIGNAL NAME

7	新增pcb layout尺寸	Jack	113023
6	更新圖面	Jack	120522
5	更新Rating	Jack	053122
4	更新材質	Jack	111921
3	新增pcb layout尺寸	Jack	110620
2	新增尺寸	Jack	073020
1	更新圖面	Jack	111419
ITEM NO.	DESCRIPTION	DRAWN	DATE

**CONTACT** 建倚科技股份有限公司  
**CONTACT TECHNOLOGY CORP.**

TOLERANCE UNLESS OTHERWISE STATED :

Up to 5	±0.2
Above 5 ~ 15	±0.3
Above 15 ~ 30	±0.4
Above 30 ~ 50	±0.5
Angle	±0.3°

3RD. ANGEL'S



UNITS

MM

DRAWN BY:	DATE
Jack Lu	11/30/23
CHECKED BY:	DATE
Jacky Chen	11/30/23
APPROVED BY:	DATE
Tony Kao	11/30/23

MAT'L		TITLE	CONNECTOR
FINISH		MODLE	USB C TYPE 2.0 Female SMT 6PIN
SCALE	1 : 1	DWG NO.	SBC-060S2-20x-S412
SHEET NO.	1 of 1	PART NO.	SBC-060S2-20x-S412
		SIZE	A4
		VER	R7