

RoHS Compliant

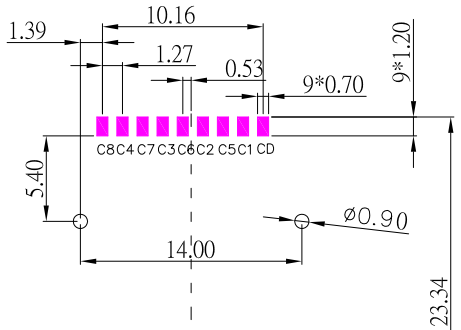

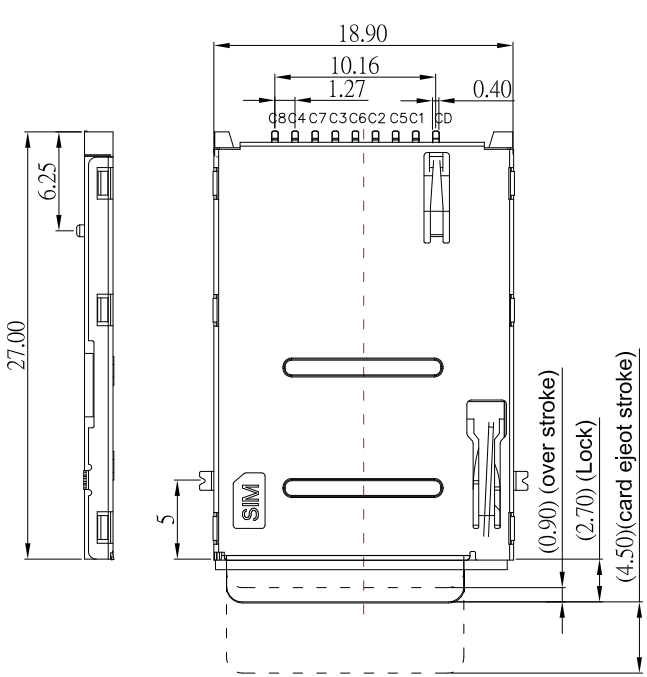

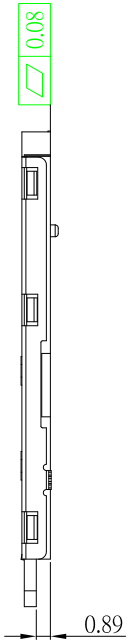

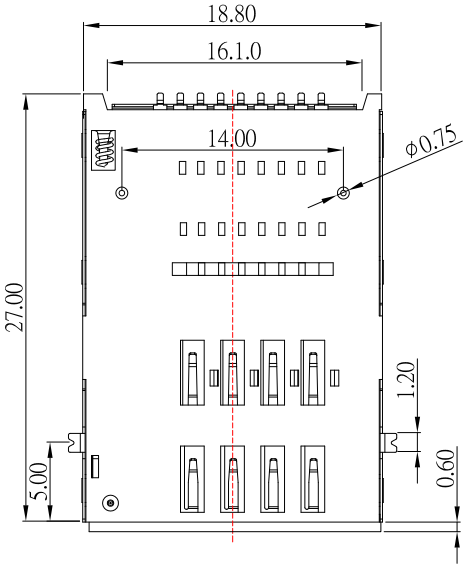

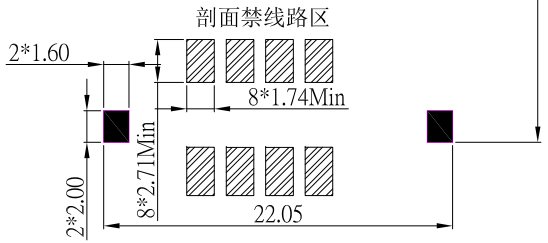

P.C.B LAYOUT MOUNTING PATTERN

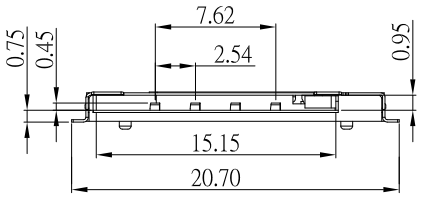

SIM pin assignment	
PIN#	Name
C1	VCC
C2	RST
C3	CLK
C4	Reserved
C5	GND
C6	VPP
C7	I/O
C8	Reserved

SPECIFICATION

Electrical :

1.Current Rating: 0.5A

2.Voltage Rating: 40V

3.Contact Resistance:100 mΩ Max.

4.Insulation Resistance: 1000 MΩ Min.

Environmental:

1.Operating Temperature: -40˚C ~ +85˚C.

Material:

1.Housing: LCP

2.Contact: Phosphor Bronze

3.Shell: Stainless Steel

Finish:

1.Contact: Plated Gold in Mating Area ;
Tin Plated on Solder Balls ;
Nickel under plated overall

2.Shell: Nickel under Plated surface layer

ITEM NO.	DESCRIPTION	DRAWN	DATE
4	更新樣式	Jack	031122
3	更新SPEC和材質	Jack	030922
2	新增尺寸及SPEC	Jack	041621
1	更新樣式	Jack	053019

CONTACT 建倚科技股份有限公司
CONTACT TECHNOLOGY CORP.

TOLERANCE UNLESS OTHERWISE STATED : Up to 5 ±0.2; Above 5 ~ 15 ±0.3; Above 15 ~ 30 ±0.4; Above 30 ~ 50 ±0.5; Angle ±0.3

3RD. ANGEL'S | UNITS MM

DRAWN BY: Jack Lu	DATE 03/11/22	MAT'L	
CHECKED BY: Jacky Chen	DATE 03/11/22	FINISH	
APPROVED BY: Tony Kao	DATE 03/11/22	SCALE 1 : 1	SHEET NO. 1 of 1

TITLE	CONNECTOR		
MODLE	SIM Card PUSH 8+1 右開關 H1.85mm		
DWG NO.	SIM-SFB008R-S304	SIZE	A4
PART NO.	SIM-SFB008R-S304	VER	R4