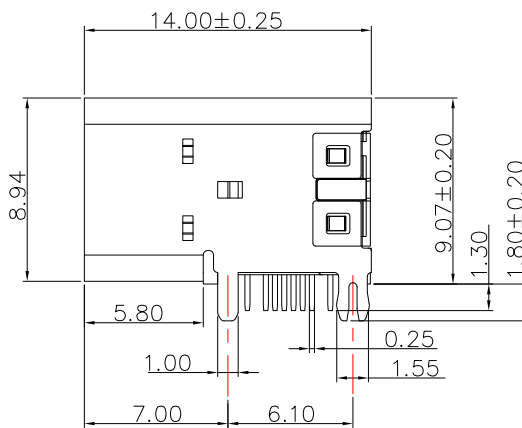
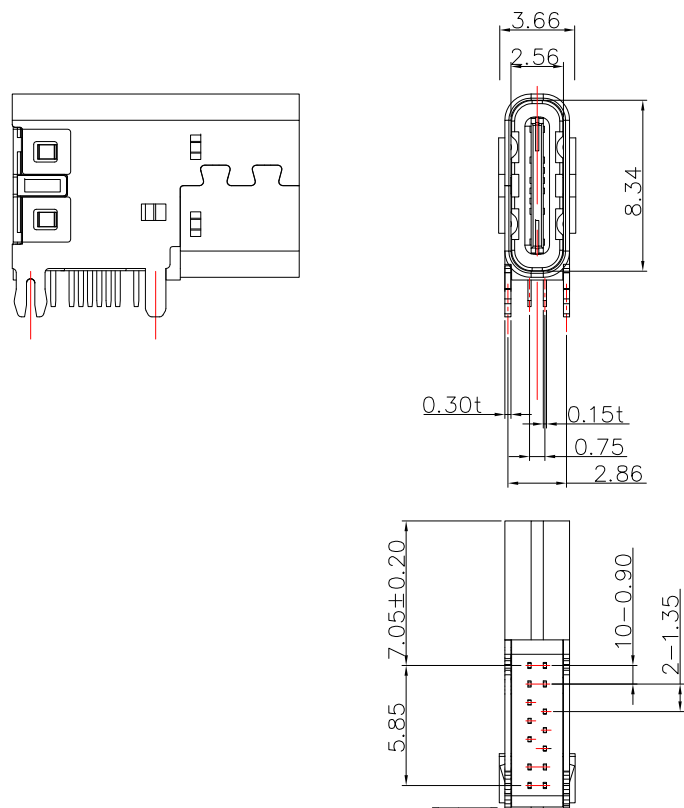


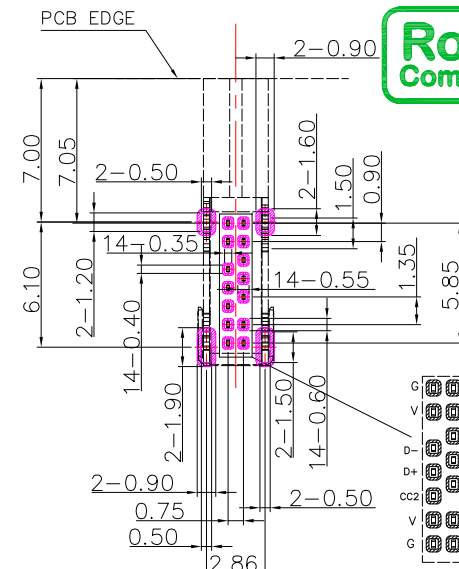
# SBC-140P-20x-S316

鍍層厚度:

Blank : 1u"
2 : 15u"
3 : 30u"



A1	GND	B12	GND
A4	VBUS	B9	VBUS
A5	CC1	B7	DN2
A6	DP1	B6	DP2
A7	DN1	B5	CC2
A9	VBUS	B4	VBUS
A12	GND	B1	GND
PIN	SIGNAL NAME	PIN	SIGNAL NAME



RECOMMENDED P.C.B. LAYOUT

### SPECIFICATIONS

- Electrical:**
- Rating: 20V MAX  
5.0 A for VBUS ; 1.25 A for GND  
0.25A for other
  - Dielectric Withstand Voltage: 100V AC
  - Contact Resistance: 40 mΩ Max
  - Insulation Resistance: 100 MΩ Min

- Mechanical:**
- Connector Mate and Unmate Force
    - Mate force: 5~20 N
    - Unmate force: 8~20 N

- Material:**
- Housing: High-Temp
  - Contact: Copper Alloy
  - Shell: SUS

- Finish:**
- Contact: Plated Gold in Mating Area ;  
Tin Plated on Solder Balls ;  
Nickel under plated overall
  - Shell: Nickel under Plated surface layer

6	更新PCB LAYOUT尺寸	Lan	090619
5	更新樣式	Lan	041719
4	新增電路對應及PCB LAYOUT尺寸	Jack	022219
3	新增PCB LAYOUT尺寸	Jack	022119
2	更新料號	Jack	113018
1	更新圖面	Jack	092818
ITEM NO.	DESCRIPTION	DRAWN	DATE

**CONTACT** 建倚科技股份有限公司  
CONTACT TECHNOLOGY CORP.

TOLERANCE UNLESS OTHERWISE STATED:	Up to 5 ±0.2	3RD. ANGEL'S	UNITS	MM
	Above 5 ~ 15 ±0.3			
	Above 15 ~ 30 ±0.4			
	Above 30 ~ 50 ±0.5			
	Angle ±0.3°			

DRAWN BY:	DATE	MAT'L	TITLE	CONNECTOR
Jack Lu	09/06/19			
CHECKED BY:	DATE	FINISH	MODLE	USB 3.1 側插母座 14 PIN
Jacky Chen	09/06/19			
APPROVED BY:	DATE	SCALE	DWG NO.	SBC-140P-20x-S316
Tony Kao	09/06/19	1 : 1	PART NO.	SBC-140P-20x-S316
		SHEET NO.	1 of 1	SIZE A4
				VER R5