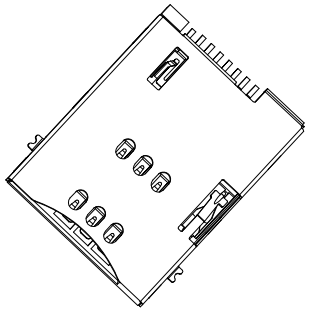

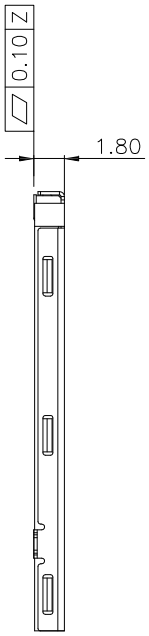

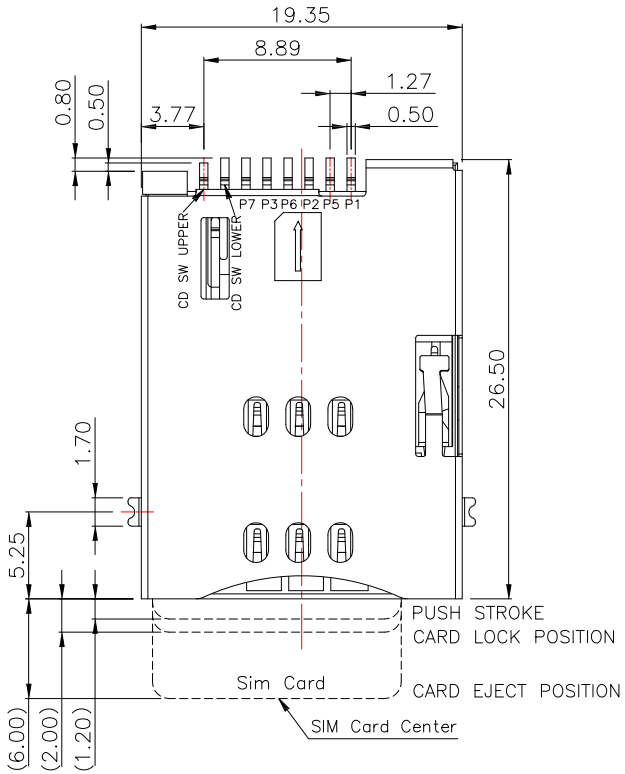

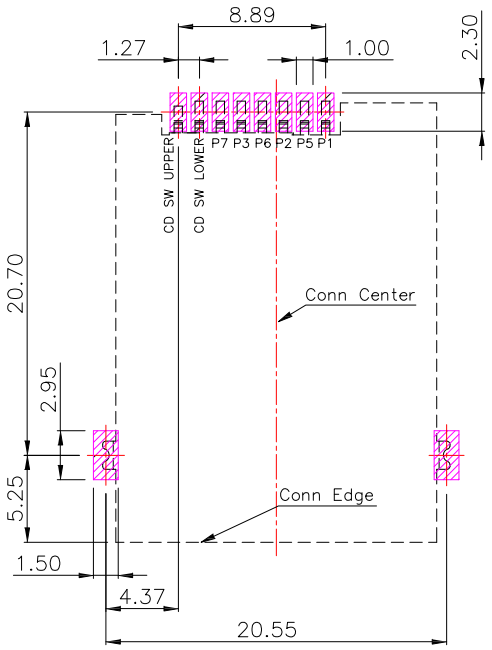

RoHS Compliant

P.C.B LAYOUT MOUNTING PATTERN
TOP VIEW

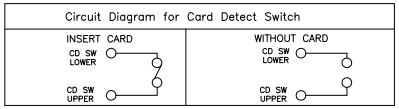

CONNECTOR TERMINAL NO.	Pin NO.
Pin 1	VCC:PWR SIGNAL AND GND
Pin 2	RST:RESET SIGNAL
Pin 3	CLK:CLOCKING SIGNAL
Pin 5	GND:PWR SIGNAL AND GND
Pin 6	VPP:PROGRAMMING VOLTAGE
Pin 7	I/O:SERIAL DATA INPUT/OUTPUT

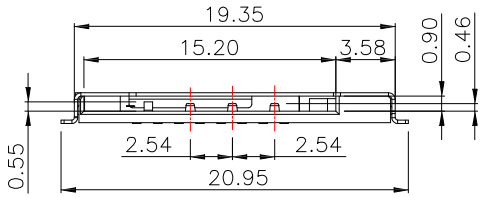

MATERIALS:
1. HOUSING : THERMOPLASTIC (UL 94V-0).
2. TERMINAL : COPPER ALLOY
3. SHELL : SUS

Finish:
1. Finish: CONTACT: PLATED GOLD IN MATING AREA ;
   GOLD PLATED ON SOLDER BALLS ;
   NICKEL UNDER PLATED OVERALL
2. SHELL: NICKEL UNDER PLATED SURFACE LAYER

SPECIFICATION:
1. CURRENT RATING : 0.5 A. MAX.
2. DIELECTRIC WITHSTANDING VOLTAGE : 500V AC R.M.S. FOR 1 MINUTE.
3. INSULATION RESISTANCE : 1000MΩ MIN.
4. CONTACT RESISTANCE : 100mΩ MAX.
5. OPERATING TEMPERATURE : -40°C TO +85°C.

ITEM NO.	DESCRIPTION	DRAWN	DATE
3	更新爲A0版	Jack	083118
2	更新尺寸標示	Jack	080318
1	更新尺寸	Jack	062017

CONTACT 建倚科技股份有限公司
CONTACT TECHNOLOGY CORP.

TOLERANCE UNLESS OTHERWISE STATED : Up to 5 ±0.2; Above 5 ~ 15 ±0.3; Above 15 ~ 30 ±0.4; Above 30 ~ 50 ±0.5; Angle ±0.3°
3RD. ANGEL'S | UNITS MM

DRAWN BY: Jack Lu	DATE 08/31/18	MAT'L	
CHECKED BY: Jacky Chen	DATE 08/31/18	FINISH	
APPROVED BY: Tony Kao	DATE 08/31/18	SCALE 1 : 1	SHEET NO. 1 of 1

TITLE	CONNECTOR		
MODLE	SIM Card Connector 6pin push / 帶偵測pin		
DWG NO.	SIM-510010615S-S312	SIZE	A4
PART NO.	SIM-510010615S-S312	VER	A0