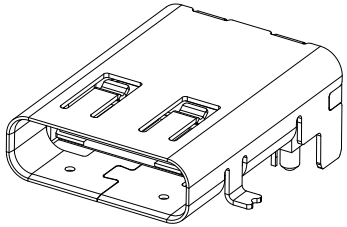

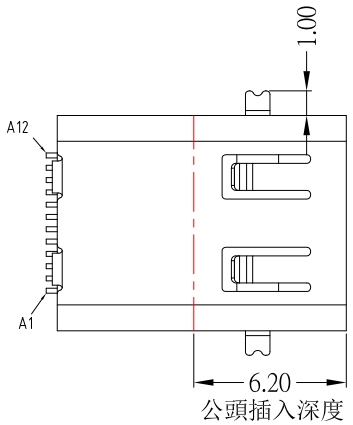

SBC-240S6-31x-S271

鍍層厚度 :

Blank : 1u"
2 : 15u"
3 : 30u"

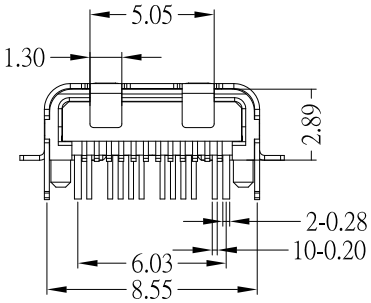

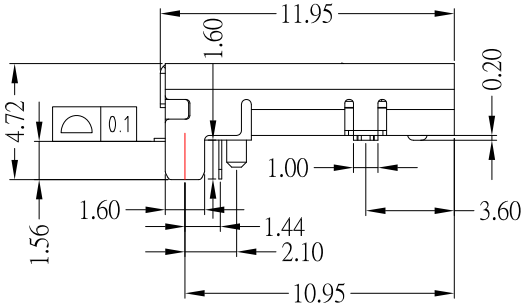

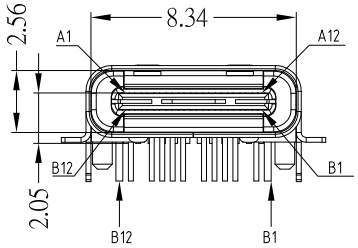

A1	GND	B12	GND
A2	SSTXP1	B11	SSRXP1
A3	SSTXN1	B10	SSRXN1
A4	VBUS	B9	VBUS
A5	CC1	B8	SBU2
A6	DP1	B7	DN2
A7	DN1	B6	DP2
A8	SBU1	B5	CC2
A9	VBUS	B4	VBUS
A10	SSRXN2	B3	SSTXN2
A11	SSRXP2	B2	SSTXP2
A12	GND	B1	GND
IN	SIGNAL NAME	PIN	SIGNAL NAME

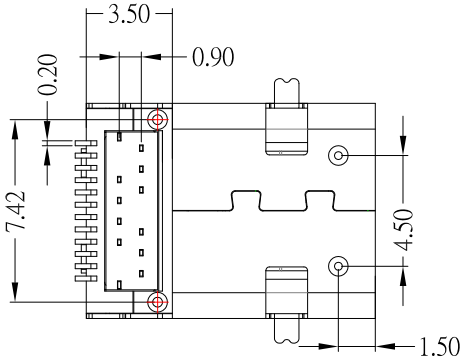

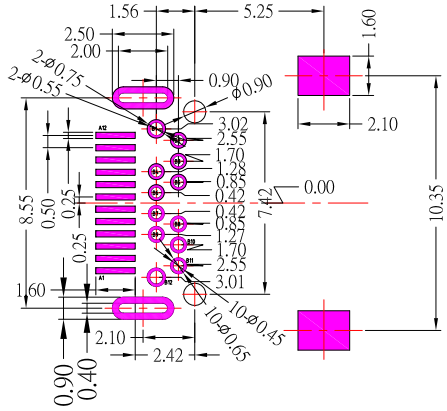

RECOMMENDED P.C.B. LAYOUT

SPECIFICATIONS

Electrical:

1.Rating: 5.0 A

2.Dielectric Withstand Voltage: 250V AC

3.Contact Resistance: 30 mΩ Max

4.Insulation Resistance: 100 MΩ Min

Material:

1.Housing: LCP

2.Contact: C7025

3.Shell: SUS

Finish:

1.Contact: Plated Gold in Mating Area ;
Tin Plated on Solder Balls ;
Nickel under plated overall

2.Shell: Nickel under Plated surface layer

ITEM NO.	DESCRIPTION	DRAWN	DATE
4	新增尺寸	Jack	011723
3	更新Contact材質	Jack	113022
2	新增PIN長度尺寸	Jack	032421
1	新增pcb layout尺寸	Jack	072320

CONTACT 建倚科技股份有限公司
CONTACT TECHNOLOGY CORP.

TOLERANCE UNLESS OTHERWISE STATED : Up to 5 ±0.2; Above 5 ~ 15 ±0.3; Above 15 ~ 30 ±0.4; Above 30 ~ 50 ±0.5; Angle ±0.3°

3RD. ANGEL'S | UNITS | MM

DRAWN BY: Jack Lu	DATE 01/17/23	MAT'L	
CHECKED BY: Jacky Chen	DATE 01/17/23	FINISH	
APPROVED BY: Tony Kao	DATE 01/17/23	SCALE 1 : 1	SHEET NO. 1 of 1

TITLE	CONNECTOR
MODLE	TYPE C 板上 前SMT後DIP 加長型 L:12.0
DWG NO.	SBC-240S6-31x-S271
PART NO.	SBC-240S6-31x-S271
SIZE	A4
VER	R4