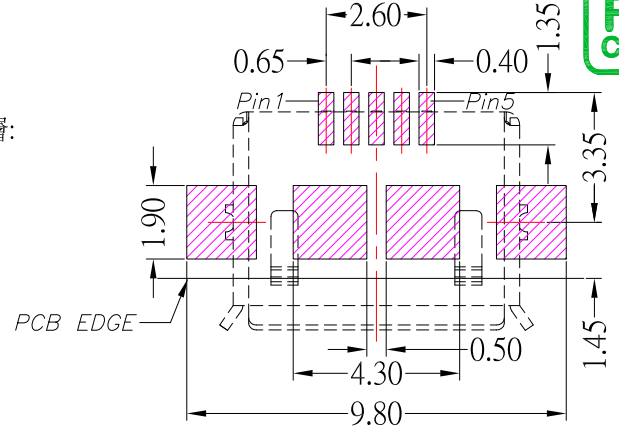
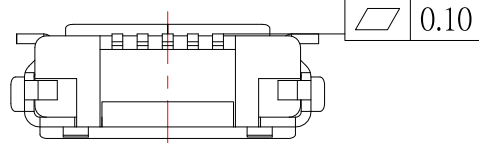
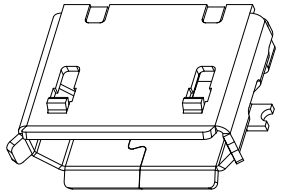




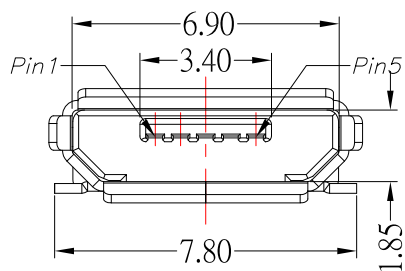
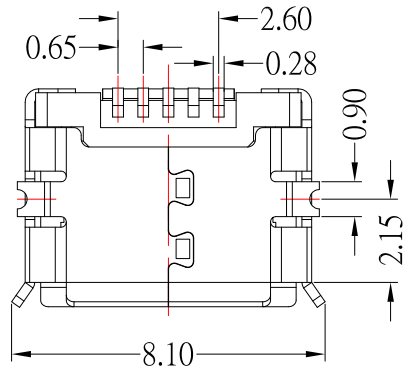
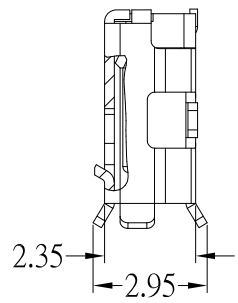
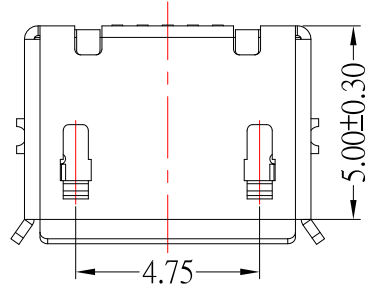
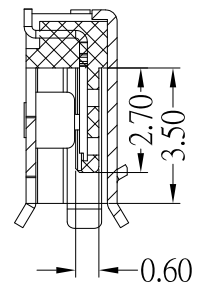
MRUSB-5B-NEx-S347

SHELL 鍍層:

TN
NI



P.C.B LAYOUT MOUNTING PATTERN



SPECIFICATIONS

Electrical:

- 1.Current Rating: 1.8A(pin1,5)Max, 1.0A(pin2,3,4)Max
- 2.Contact Resistance: 30 mΩ Max
- 3.Dielectric Withstanding Voltage:100 V AC for 1 min
- 4.Insulation Resistance: 100 MΩ Min

Mechanical:

- 1.Connector Mate and Unmate Force
Mate force: 3.57 kgf (Max)
Unmate force: 1.0 kgf (Min)

Material:

- 1.Housing: LCP
- 2.Contact: Phosphor Bronze
- 3.Shell: Brass

Finish:

- 1.Contact: Plated Gold in Mating Area ;
Gold Plated on Solder Balls ;
Nickel under plated overall
- 2.Shell: Tin or Nickel under Plated surface layer

CONTACT 建倚科技股份有限公司
CONTACT TECHNOLOGY CORP.

TOLERANCE UNLESS OTHERWISE STATED :
Up to 5 ±0.2
Above 5 ~ 15 ±0.3
Above 15 ~ 30 ±0.4
Above 30 ~ 50 ±0.5
Angle ±0.3°

3RD. ANGEL'S



UNITS

MM

DRAWN BY: Jack Lu
CHECKED BY: Jacky Chen
APPROVED BY: Tony Kao

DATE: 07/17/17
DATE: 07/17/17
DATE: 07/17/17

MAT'L
FINISH
SCALE: 1 : 1
SHEET NO. 1 of 1

TITLE: CONNECTOR
MODLE: MICRO USB 5BF 全貼無柱
DWG NO. MRUSB-5B-NEx-S347
PART NO. MRUSB-5B-NEx-S347

SIZE	A4
VER	A1

ITEM NO.	DESCRIPTION	DRAWN	DATE
2	新增外殼鍍層選項	Jack	071717
1	更新為A0版	Jack	062617