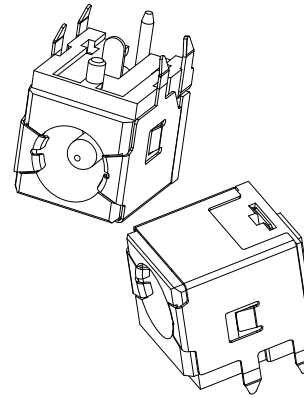
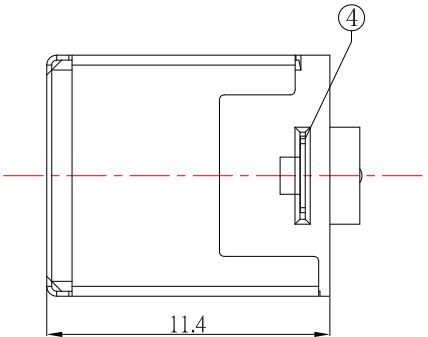
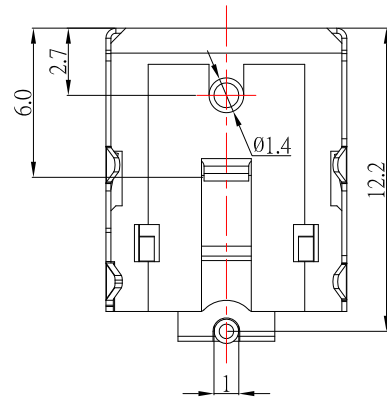


P.C.B LAYOUT  
TOP VIEW



SPECIFICATION

1. Rating : DC 48V, 5.0A
2. Contact resistance : ≤ 30mΩ
3. Insulation resistance : ≥ 100MΩ
4. Withstand voltage : 500VAC
5. Insertion and extraction force : 3-40N
6. life test : 5,000 cycles

Model NO.	DC-D3035H-2.0	DC-D3035H-2.5
PIN(X)	φ2.0	φ2.5

MODEL NO.	DC-D3035H-x
SCHMATIC	

NO.	DESCRIPTION	QTY	MATERIAL	PLATING
6	CONTACT FOOT	1	BRASS	Ni/Sn-Plating
5	CONTACT FOOT	1	SUS	Ni-Plating
4	STOPPER	1	SUS	
3	PIN	1	BRASS	Ni-Plating
2	SPRING PIECE	1	PHOSPHOR BRONZE	Ni/Sn-Plating
1	HOUSING	1	PA9T	

ITEM NO.	DESCRIPTION	DRAWN	DATE
4	新增剖面圖	Jack	032118
3	新增尺寸	Jack	052517
2	更新為A0版	Jack	060816
1	更新外觀腳位編號	Jack	032516

**CONTACT** 建倚科技股份有限公司  
CONTACT TECHNOLOGY CORP.

TOLERANCE UNLESS OTHERWISE STATED :  
 Up to 5 ±0.2  
 Above 5 ~ 15 ±0.3  
 Above 15 ~ 30 ±0.4  
 Above 30 ~ 50 ±0.5  
 Angle ±0.3

3RD. ANGEL'S UNITS MM

DRAWN BY:	DATE	MAT'L	TITLE	JACK
Jack Lu	03/21/18		MODLE	DC JACK
CHECKED BY:	DATE	FINISH	SCALE	1 : 1
Jacky Chen	03/21/18		DWG NO.	DC-D3035H-x-S214
APPROVED BY:	DATE	SHEET NO.	PART NO.	DC-D3035H-x-S214
Tony Kao	03/21/18	1 of 1		