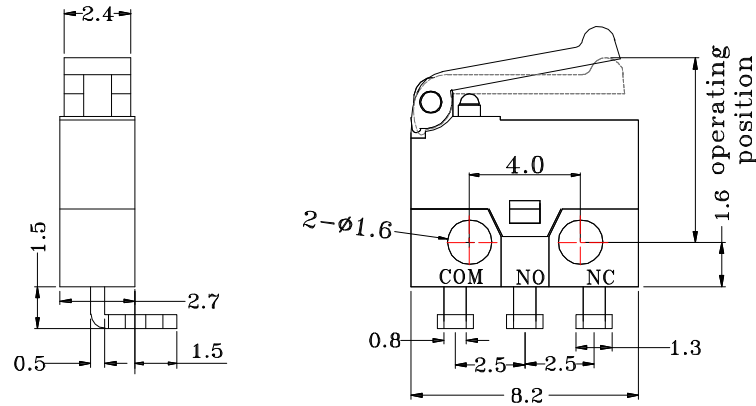
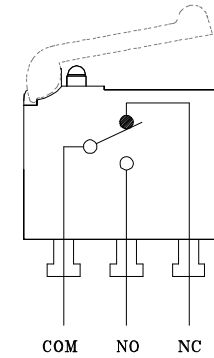




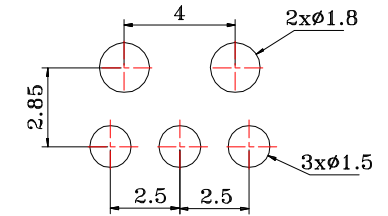
DIMENSIONS



CIRCUIT



P.C.B LAYOUT MOUNTING PATTERN



Specifications			Material		
1	Rating	30 VDC / 500mA	1	Terminal	Brass , Silver Plated
2	Operating Force	50 gf Max	2	Body	PBT
3	Life	300,000 cycles Min	3	Cover	POM
4	Operating Position	6.7mm ± 0.5mm	4	Level	POM
5	Contact Resistance	100 m ohms Max(Initial)	5	Pin	POM
6	Insulation Resistance	100 M ohms Min(at 250VDC)	6	Contact	Phosphor Bronze , Silver Plated
7	Dielectric withstanding voltage	500VAC 1 minute			
8	Operating temperature	-25°C ~ +70°C			
9	Ambient humidity	35% ~ 85% RH			
10	Maifunction durability	10 to 55 Hz 1.5mm double amplitude during 2 hours			

CONTACT 建倚科技股份有限公司
CONTACT TECHNOLOGY CORP.

TOLERANCE UNLESS OTHERWISE STATED:
 Up to 5 ±0.2
 Above 5 ~ 15 ±0.3
 Above 15 ~ 30 ±0.4
 Above 30 ~ 50 ±0.5
 Angle ±0.3°

3RD. ANGEL'S

UNITS MM

DRAWN BY:	DATE	MAT'L	TITLE	SWITCH
Jack Lu	12/16/15		MODLE	MICRO SWITCH
CHECKED BY:	DATE	FINISH	SCALE	1 : 1
Jacky Chen	12/16/15		DWG NO.	SSM-001R
APPROVED BY:	DATE	SHEET NO.	PART NO.	SSM-001R
Tony Kao	12/16/15	1 of 1		

1	更新Life	Jack	121615
ITEM NO.	DESCRIPTION	DRAWN	DATE