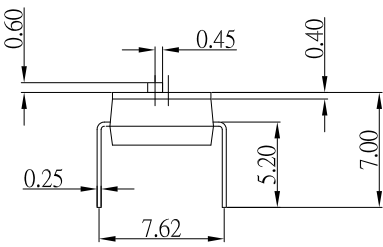
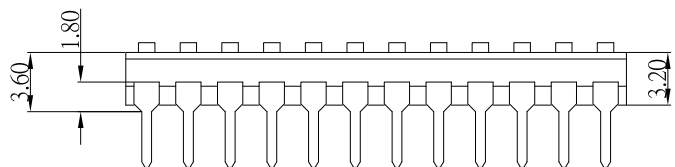
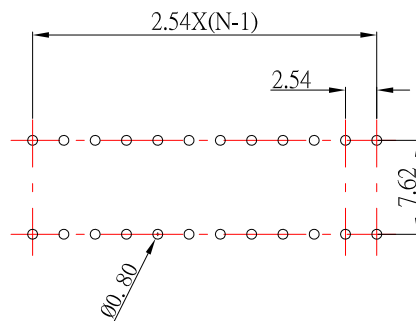


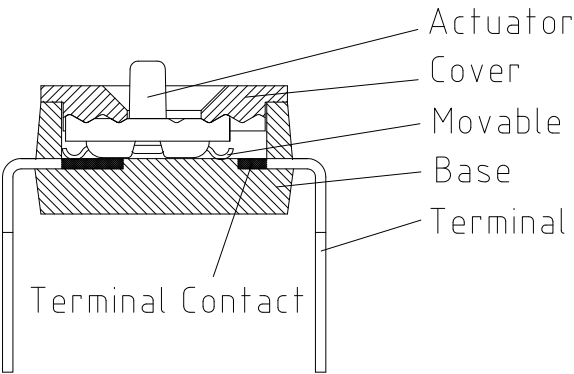
SCHMATIC



Poles(N)	A (mm)
01	2.54
02	5.08
03	7.62
04	10.16
05	12.70
06	15.24
07	17.78
08	20.32
09	22.86
10	25.40
12	30.48



P.C.B LAYOUT MOUNTING PATTERN



Part Name	Material	Finished
Base	PPS UL94 V0	Black
Cover	PPS UL94 V0	Black
Actuator	Nylon UL94 V0	White
Movable	Phosphor Bronze	Gold
Terminal Contact	Brass	Gold
Terminal	Brass	Gold

ITEM NO.	DESCRIPTION	DRAWN	DATE

CONTACT 建倚科技股份有限公司
CONTACT TECHNOLOGY CORP.

TOLERANCE UNLESS OTHERWISE STATED:
 Up to 5 ±0.2
 Above 5 ~ 15 ±0.3
 Above 15 ~ 30 ±0.4
 Above 30 ~ 50 ±0.5
 Angle ±0.3°

3RD. ANGEL'S

UNITS MM

DRAWN BY:	DATE	MAT'L	TITLE	SWITCH
Jack Lu	07/25/13		MODLE	DIP SWITCH
CHECKED BY:	DATE	FINISH	DWG NO.	DSICxxLHGET
Jacky Chen	07/25/13		PART NO.	DSICxxLHGET
APPROVED BY:	DATE	SCALE	1 : 1	
Tony Kao	07/25/13	SHEET NO.	1 of 1	
				SIZE
				A4
				VER
				A0