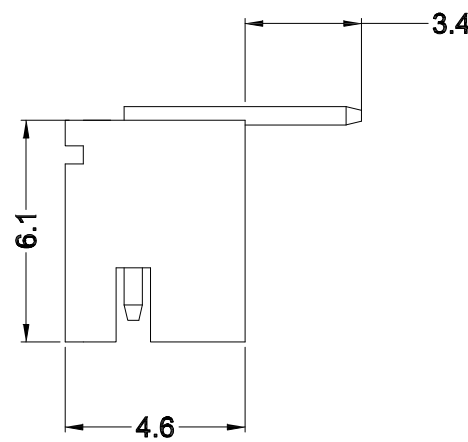
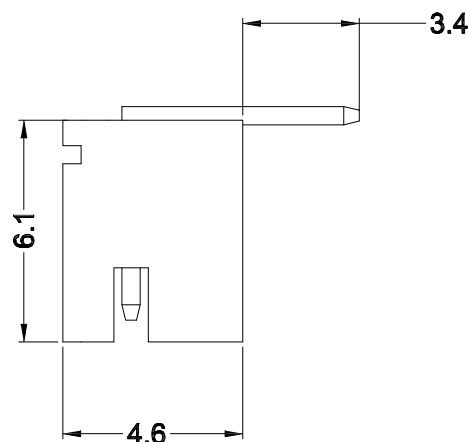
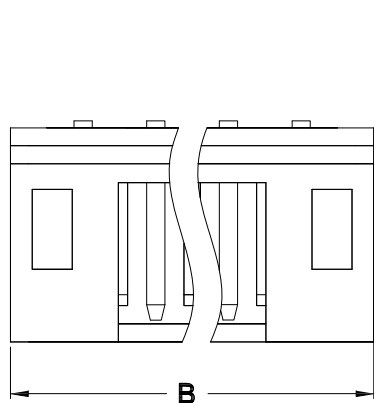




3 CIRCUITS OR MORE

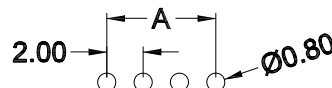
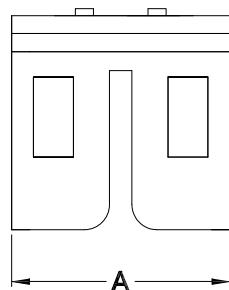
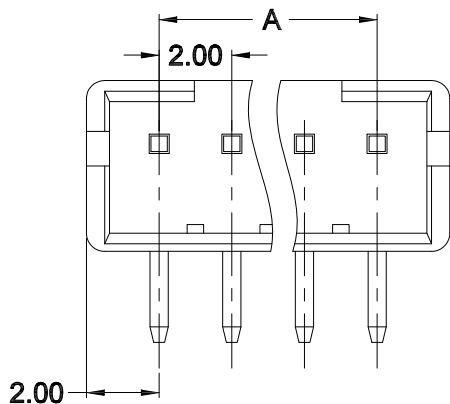
2 CIRCUITS



SPECIFICATIONS

Current rating : 2.0A AC , DC
 Voltage rating : 100V AC , DC
 Temperature rating : -25°C ~ +85°C
 Insulation resistance : 1,000MΩ min.
 Withstand voltage : 800V AC/minute
 Contact resistance : 20mΩ/Max
 Material:
 Housing : Nylon 66, UL94V-2
 Pin : Brass / Tin-plated
 Contact : Phosphor Bronze

PART NO.	Dimensions	
	A	B
WF-2001RD02	2.00	6.00
WF-2001RD03	4.00	8.00
WF-2001RD04	6.00	10.00
WF-2001RD05	8.00	12.00
WF-2001RD06	10.00	14.00
WF-2001RD07	12.00	16.00
WF-2001RD08	14.00	18.00
WF-2001RD09	16.00	20.00
WF-2001RD10	18.00	22.00
WF-2001RD11	20.00	24.00
WF-2001RD12	22.00	26.00
WF-2001RD13	24.00	28.00
WF-2001RD14	26.00	30.00
WF-2001RD15	28.00	32.00
WF-2001RD16	30.00	34.00
WF-2001RD17	32.00	36.00
WF-2001RD18	34.00	38.00



P.C.B LAYOUT MOUNTING PATTERN

CONTACT 建倚科技股份有限公司
CONTACT TECHNOLOGY CORP.

TOLERANCE UNLESS OTHERWISE STATED:

Up to 5 ±0.2
 Above 5 ~ 15 ±0.3
 Above 15 ~ 30 ±0.4
 Above 30 ~ 50 ±0.5
 Angle ±0.3°

3RD. ANGEL'S



UNITS MM

DRAWN BY:	DATE	MAT'L	TITLE	CONNECTOR
Jack Lu	11/13/12			
CHECKED BY:	DATE	FINISH	MODLE	WAFER 2.0 DIP 90度 不打K (JST)
Jacky Chen	11/13/12			
APPROVED BY:	DATE	SCALE	DWG NO.	WF-2001RDxx-S208
Tony Kao	11/13/12	1 : 1		
		SHEET NO.	PART NO.	WF-2001RDxx-S208
		1 of 1		

ITEM NO.	DESCRIPTION	DRAWN	DATE