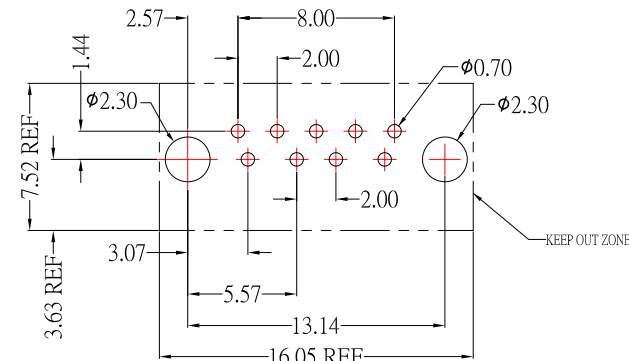
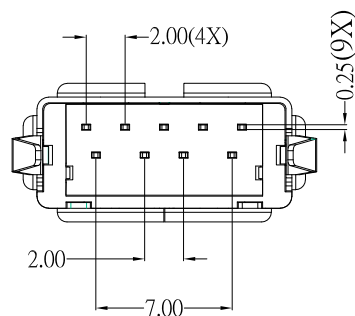
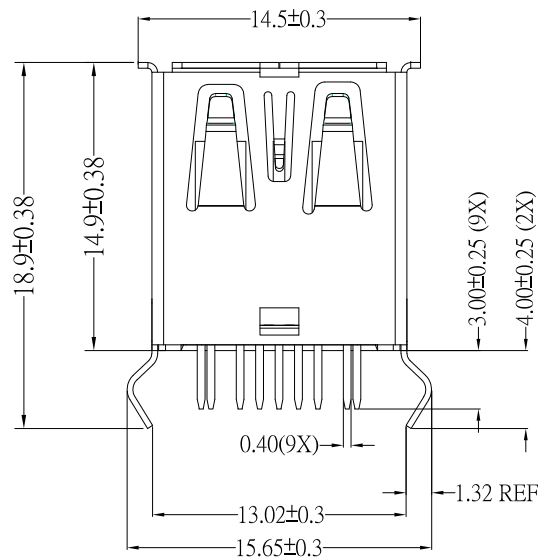
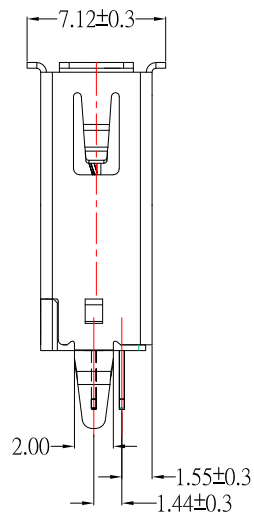
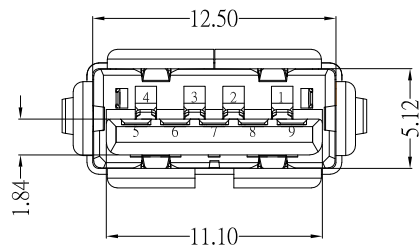




SUA-110V-30x-S242

鍍層厚度：

Blank	: 1u"
2	: 15u"
3	: 30u"



P.C.B LAYOUT MOUNTING PATTERN

NOTE:

1.MATERIAL:

- 1.1 Housing: LCP
- 1.2 Contact: Brass
- 1.3 Shell: Brass

2.Finish:

- 2.1 Contact: Plated Gold in Mating Area ;
Tin Plated on Solder Balls ;
Nickel under plated overall
- 2.2 Shell: Nickel under Plated surface layer

3.SPECIFICATION:

- 3.1 Current Rate: 1.5 A
- 3.2 Insulator Resistance: 100MΩ Min
- 3.3 Dielectric Strength: 100V AC
- 3.4 Contact Resistance: 30mΩ Max

Pin NUMBER	SIGNAL NAME
1	VBUS
2	D-
3	D+
4	GND
5	StdA_SSRX-
6	StdA_SSRX+
7	GND_DRAIN
8	StdA_SSTX-
9	StdA_SSTX+
Shell	Shield

3	更新材質	Jack	052026
2	更新圖面	Jack	051420
1	新增顏色標示	Jack	112018
ITEM NO.	DESCRIPTION	DRAWN	DATE

CONTACT 建倚科技股份有限公司
CONTACT TECHNOLOGY CORP.

TOLERANCE UNLESS OTHERWISE STATED :
 Up to 5 ±0.2
 Above 5 ~ 15 ±0.3
 Above 15 ~ 30 ±0.4
 Above 30 ~ 50 ±0.5
 Angle ±0.3

3RD. ANGEL'S



UNITS MM

DRAWN BY:	DATE	MATL	TITLE	CONNECTOR
Jack Lu	05/20/26			
CHECKED BY:	DATE	FINISH	MODLE	USB 3.0 A/F 180度直插
Jacky Chen	05/20/26			
APPROVED BY:	DATE	SCALE	DWG NO.	SUA-110V-30x-S242
Tony Kao	05/20/26	1 : 1		
SHEET NO.	1 of 1	PART NO.	SUA-110V-30x-S242	SIZE A4
				VER R3