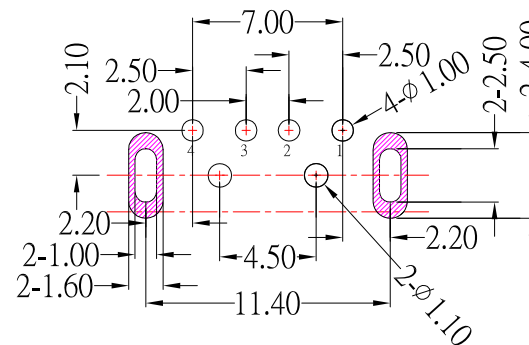
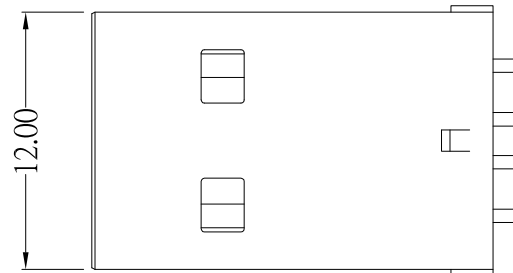




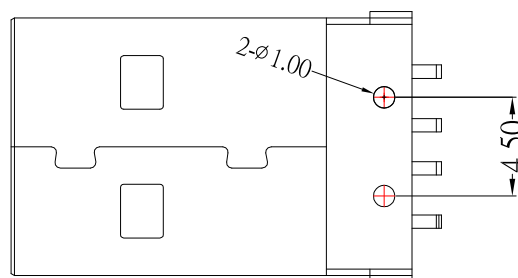
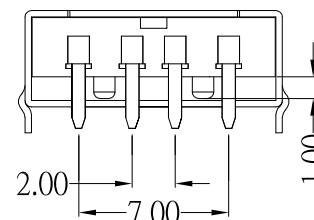
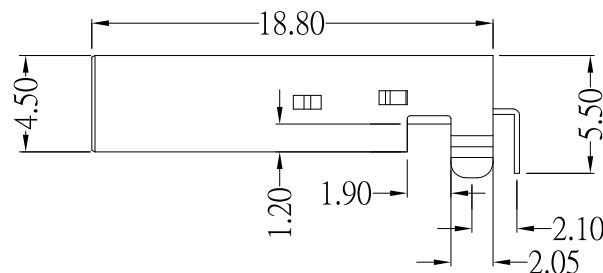
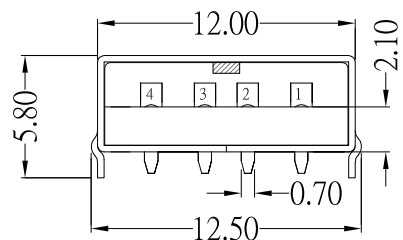
SUA-111H-2.0-x-S175

Color :

W:White
B:Black



P.C.B LAYOUT MOUNTING PATTERN



**SPECIFICATIONS**

**Electrical:**

- 1.Current Rating: 1.5A / contact terminal
- 2.Voltage Rating: 30V DC
- 3.Contact Resistance: 30 milliohms Max
- 4.Dielectric Withstanding Voltage:  
500 V AC AT Sec Level
- 5.Insulation Resistance: 1,000 MEGA ohms Min

**Mechanical:**

- 1.Connector Mate and Unmate Force  
Mate force: 3.5 kgf (Max)  
Unmate force: 1.02 kgf (Min)
- 2.Terminal Retention: 1.2 kgf (Min)

**Material:**

- 1.Housing: PBT
- 2.Contact: BRASS
- 3.Shell: SPCC

**Finish:**

- 1.Contact: Plated Gold in Mating Area ;  
Tin Plated on Solder Balls ;  
Nickel under plated overall
- 2.Shell: Nickel under Plated surface layer

7	新增PCB LAYOUT尺寸	Jack	071421
6	更新樣式	Lin	050819
5	新增PIN編號	Jack	110717
4	新增尺寸	Jack	050217
3	新增PCB LAYOUT尺寸	Jack	041117
2	更新材質	Jack	120516
1	更新材質及鍍層	Jack	081913
ITEM NO.	DESCRIPTION	DRAWN	DATE

**CONTACT** 建倚科技股份有限公司  
**CONTACT TECHNOLOGY CORP.**

TOLERANCE UNLESS OTHERWISE STATED :

Up to 5	±0.2
Above 5 ~ 15	±0.3
Above 15 ~ 30	±0.4
Above 30 ~ 50	±0.5
Angle	±0.3°

3RD. ANGEL'S



UNITS MM

DRAWN BY:	DATE	MAT'L	TITLE	CONNECTOR
Jack Lu	07/14/21			
CHECKED BY:	DATE	FINISH	MODLE	USB AM 90度 DIP
Jacky Chen	07/14/21			
APPROVED BY:	DATE	SCALE	DWG NO.	SUA-111H-2.0-x-S175
Tony Kao	07/14/21	1 : 1	PART NO.	SUA-111H-2.0-x-S175
		SHEET NO.	1 of 1	
				SIZE A4
				VER R7