

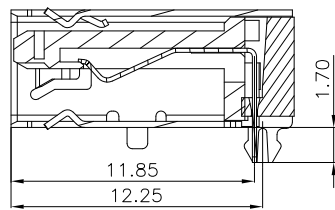
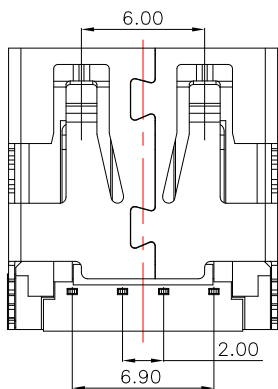
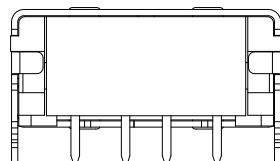
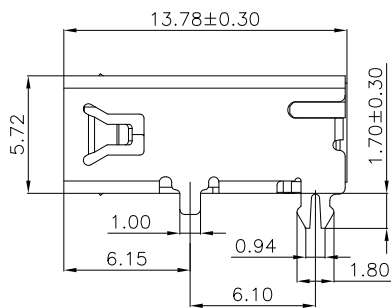
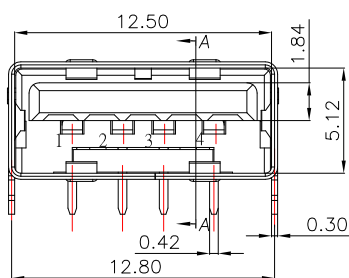
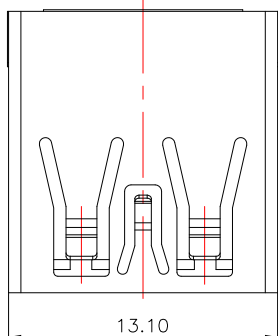


SUA-110H24I-x-S277

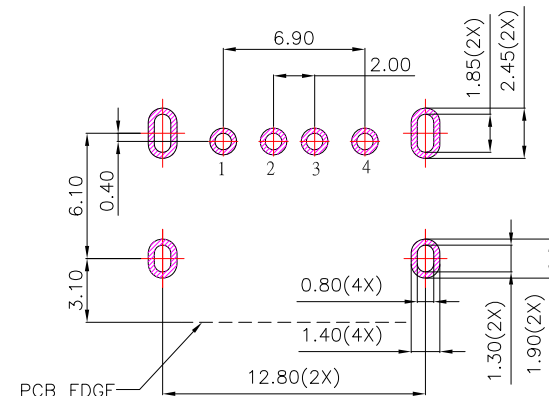
COLOR :

Black: B

White : W



SECTION:A-A



P.C.B LAYOUT MOUNTING PATTERN

**SPECIFICATIONS**

**Electrical:**

- 1.Current Rating: 1.8A(VBUS&GND)
- 2.Contact Resistance: 30 mΩ Max
- 3.Dielectric Withstanding Voltage: 100 V AC
- 4.Insulation Resistance: 100 MΩ Min
- 5.Operating Temperature: -25°C ~ 85°C

**Mechanical:**

- 1.Connector Mate and Unmate Force  
Mate force: 3.57 kgf (Max)  
Unmate force: 1.02 kgf (Min)

**Material:**

- 1.Housing: LCP,UL 94V-0
- 2.Contact: Phosphor Bronze
- 3.Shell: SUS

**Finish:**

- 1.Contact: Plated Gold in Mating Area ;  
Tin Plated on Solder Balls ;  
Nickel under plated overall
- 2.Shell: Nickel under Plated surface layer

10	更新外型	Jack	010917
9	更新尺寸6.90改7.00	Jack	082614
8	更新料號	Jack	071614
7	更新料號及外殼材質	Jack	061714
6	新增PCB LAYOUT尺寸	Jack	040314
5	更新料號	Jack	032814
4	更新尺寸PIN高1.8改1.9	Jack	022414
3	更新圖面	Jack	022114
2	更新材質及變更A0版	Jack	012314
1	新增SPEC及材質	Jack	112513
ITEM NO.	DESCRIPTION	DRAWN	DATE

12	更新圖面	Jack	052720
11	新增尺寸	Jack	101619

**CONTACT** 建倚科技股份有限公司  
**CONTACT TECHNOLOGY CORP.**

TOLERANCE UNLESS OTHERWISE STATED :

Up to 5 ±0.2  
Above 5 ~ 15 ±0.3  
Above 15 ~ 30 ±0.4  
Above 30 ~ 50 ±0.5  
Angle ±0.3

3RD. ANGEL'S



UNITS MM

DRAWN BY:	DATE	MAT'L	TITLE	CONNECTOR
Jack Lu	05/27/20			
CHECKED BY:	DATE	FINISH	MODLE	USB 2.0 A/F DIP 無捲邊, Shell DIP X4
Jacky Chen	05/27/20			
APPROVED BY:	DATE	SCALE	DWG NO.	SUA-110H24I-x-S277
Tony Kao	05/27/20	1 : 1	PART NO.	SUA-110H24I-x-S277
		SHEET NO.	1 of 1	SIZE A4
				VER R12