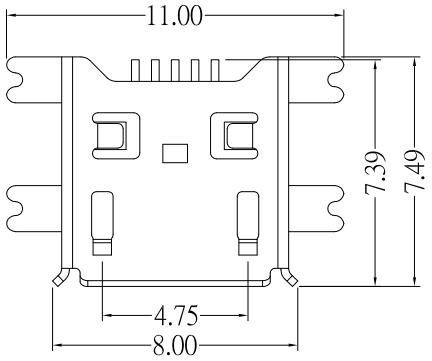

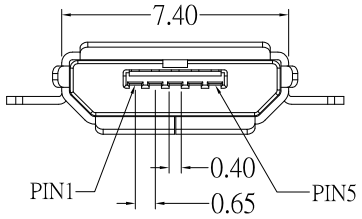

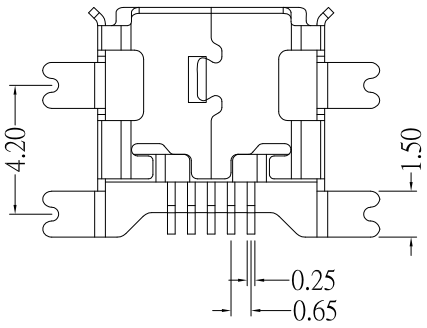

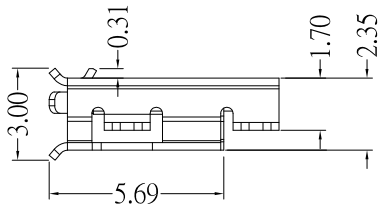

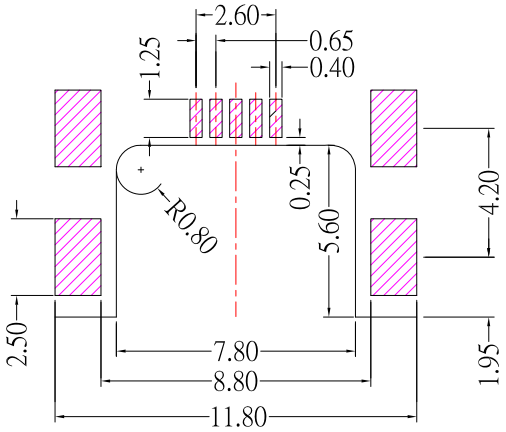

P.C.B LAYOUT MOUNTING PATTERN

RoHS Compliant

SPECIFICATIONS

Electrical:

1.Current Rating: 1.0A / contact terminal
2.Voltage Rating: 30V DC
3.Contact Resistance: 50 milliohms Max
4.Dielectric Withstanding Voltage:
300 V AC AT Sec Level
5.Insulation Resistance: 100 MEGA ohms Min

Mechanical:

1.Connector Mate and Unmate Force
Mate force: 3.0 kgf (Max)
Unmate force: 0.7 kgf (Min)
2.Terminal Retention: 0.5 kgf (Min)

Material:

1.Housing:
High Temperature Thermal Plastics,
UL 94V-0 , LCP , Black
2.Contact: Phopshor Bronze
3.Shell: Brass

Finish:

1.Contact: Plated Gold in Mating Area ;
Gold Plated on Solder Balls ;
Nickel under plated overall
2.Shell: Nickel under Plated surface layer

ITEM NO.	DESCRIPTION	DRAWN	DATE
1	更新鍍層	Jack	102413

CONTACT 建倚科技股份有限公司
CONTACT TECHNOLOGY CORP.

TOLERANCE UNLESS OTHERWISE STATED : Up to 5 ±0.2; Above 5 ~ 15 ±0.3; Above 15 ~ 30 ±0.4; Above 30 ~ 50 ±0.5; Angle ±0.3°

3RD. ANGEL'S | UNITS MM

DRAWN BY: Jack Lu	DATE 10/24/13	MAT'L	
CHECKED BY: Jacky Chen	DATE 10/24/13	FINISH	
APPROVED BY: Tony Kao	DATE 10/24/13	SCALE 1 : 1	SHEET NO. 1 of 1

TITLE	CONNECTOR		
MODLE	MICRO USB 5PF B TYPE 沉板0.7mm		
DWG NO.	MRUSB-5B-M3-S175	SIZE	A4
PART NO.	MRUSB-5B-M3-S175	VER	R1