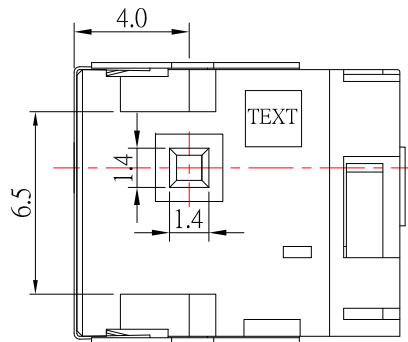
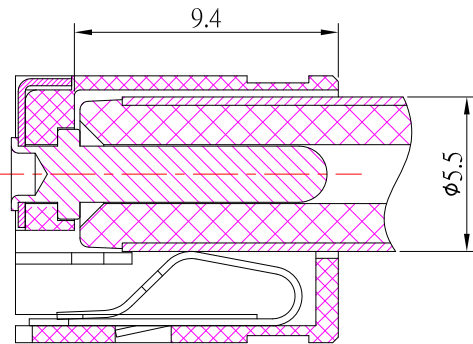
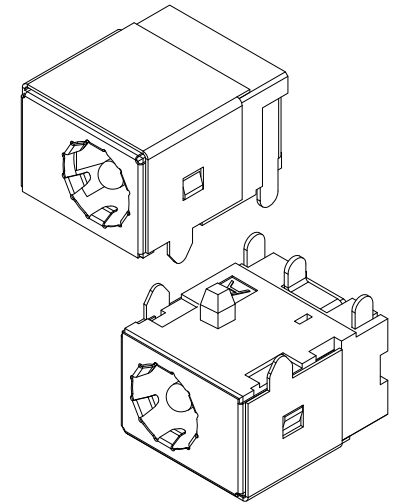


P.C.B LAYOUT
TOP VIEW



MODEL NO.	DC-S044KA-x-S124
SCHEMATIC	4 (5)
CENTER PIN	ϕ 2.0mm ϕ 2.5mm

SPECIFICATION

1. Rating : DC 30V 2.0A
2. Contact resistance : $\leq 50m\Omega$
3. Insulation resistance : $\geq 100M\Omega$
4. Withstand voltage : 500VAC
5. Insertion and extraction force : 5-25N
6. life test : 5,000 cycles

⑦	COVER	1	SUS301	Ni-Plating
⑥	CONTACT FOOT	1	PHOSPHOR BRONZE	Ag-Plating
⑤	PIN	1	BRASS	Ni-Plating
④	CONTACT FOOT	1	BRASS	Ag-Plating
③	CURVE PIECE	1	BRASS	Ag-Plating
②	SPRING PIECE	1	SUS301	Ag-Plating
①	HOUSING	1	PA9T	
NO.	DESCRIPTION	QTY	MATERIAL	PLATING

CONTACT 建倚科技股份有限公司
CONTACT TECHNOLOGY CORP.

TOLERANCE UNLESS OTHERWISE STATED :
 Up to 5 ± 0.2
 Above 5 ~ 15 ± 0.3
 Above 15 ~ 30 ± 0.4
 Above 30 ~ 50 ± 0.5
 Angle ± 0.3

3RD. ANGEL'S



UNITS MM

DRAWN BY:	DATE	MAT'L	TITLE	JACK
Jack Lu	04/22/19		MODLE	DC JACK
CHECKED BY:	DATE	FINISH	SCALE	1 : 1
Jacky Chen	04/22/19		DWG NO.	DC-S044KA-x-S124
APPROVED BY:	DATE	SHEET NO.	PART NO.	DC-S044KA-x-S124
Tony Kao	04/22/19	1 of 1	SIZE	A4
			VER	R2

2	更新樣式	Lan	042219
1	更新為A0版	Jack	120716
ITEM NO.	DESCRIPTION	DRAWN	DATE