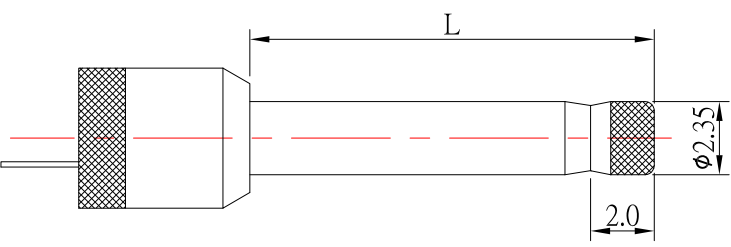
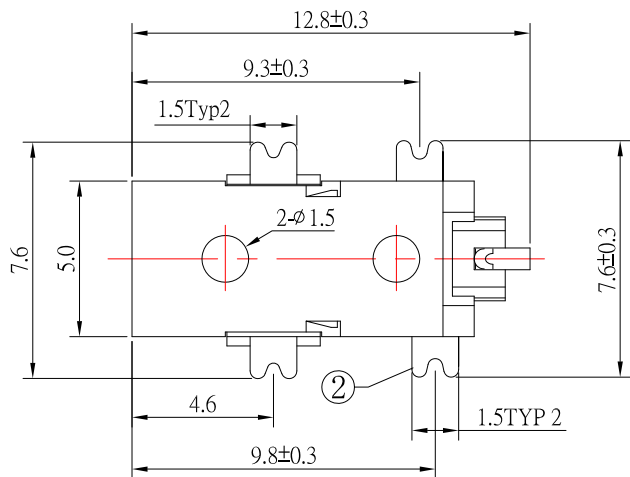
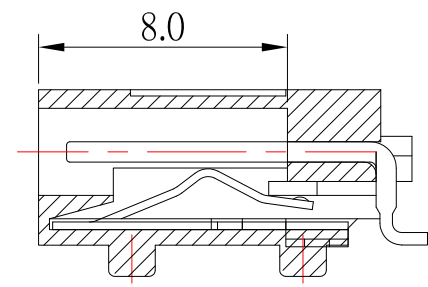
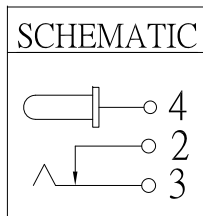


P.C.B LAYOUT
TOP VIEW



RECOMMENDED PLUG



SPECIFICATION

- 1.Rating : DC 30V, 1.0A ;
- 2.Contact resistance : $\leq 30m\Omega$;
- 3.Insulation resistance : $\geq 100M\Omega$;
- 4.Withstand voltage : 500VAC ;
- 5.Insertion and extraction force : 3-15N;
- 6.life test : 5,000 cycles °

⑤	CONTACT FOOT	1	BRASS	Ag-Plating
④	PIN	1	BRASS	Ag-Plating
③	SPRING	1	PHOSPHOR BRONZE	Ag-Plating
②	FLAT PIECE	1	BRASS	Ag-Plating
①	HOUSING	1	PA9T	
NO.	DESCRIPTION	QTY	MATERIAL	PLATING

CONTACT 建倚科技股份有限公司
CONTACT TECHNOLOGY CORP.

TOLERANCE UNLESS OTHERWISE STATED:
 Up to 5 ±0.2
 Above 5 ~ 15 ±0.3
 Above 15 ~ 30 ±0.4
 Above 30 ~ 50 ±0.5
 Angle ±0.3

3RD. ANGEL'S

UNITS MM

DRAWN BY:	DATE	MAT'L	TITLE	JACK
Jack Lu	02/27/20			
CHECKED BY:	DATE	FINISH	MODLE	DC JACK
Jacky Chen	02/27/20			
APPROVED BY:	DATE	SCALE	DWG NO.	DC-032-0.65-S124
Tony Kao	02/27/20	1 : 1		
		SHEET NO.	PART NO.	DC-032-0.65-S124
		1 of 1		

ITEM NO.	DESCRIPTION	DRAWN	DATE
2	更新尺寸	Jack	022720
1	新增 pcb layout尺寸	Jack	111519

SIZE
A4
VER
R2