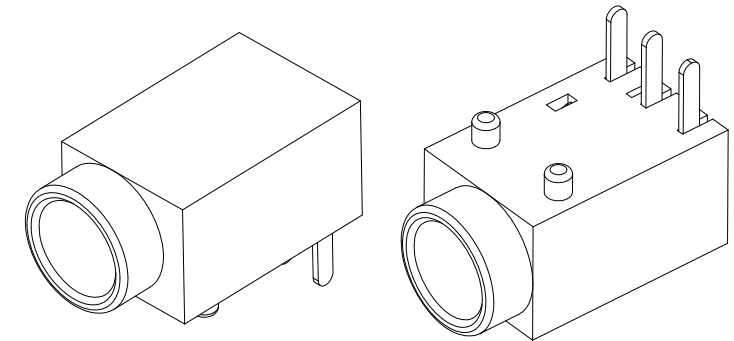
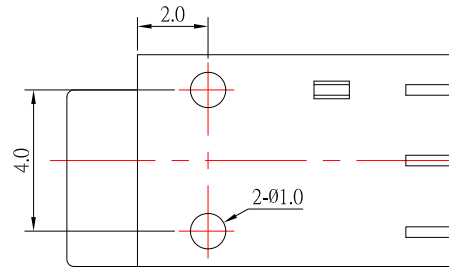
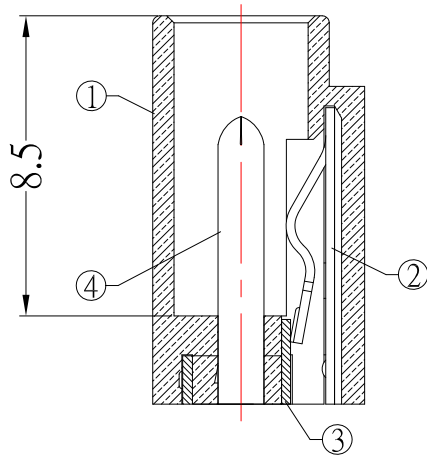


P.C.B LAYOUT MOUNTING PATTERN
(TOP VIEW)



SPECIFICATION

1. Rating : DC 30V 1.0A ;
2. Contact resistance : $\leq 50m\Omega$;
3. Insulation resistance : $\geq 100M\Omega$;
4. Withstand voltage : 500VAC ;
5. Insertion and extraction force : 3-20N
6. life test : 5,000 cycles °

MODEL NO.	DC-022-x-S124
SCHEMATIC	
CENTER PIN	$\phi 1.0$ mm
	$\phi 1.3$ mm

4	PIN	1	BRASS	Ag-Plating
3	CURVE PIECE	1	BRASS	Ag-Plating
2	SPRING	1	SUS	Ag-Plating
1	HOUSING	1	PA9T	
NO.	DESCRIPTION	QTY	MATERIAL	PLATING

CONTACT 建倚科技股份有限公司
CONTACT TECHNOLOGY CORP.

TOLERANCE UNLESS OTHERWISE STATED :
 Up to 5 ± 0.2
 Above 5 ~ 15 ± 0.3
 Above 15 ~ 30 ± 0.4
 Above 30 ~ 50 ± 0.5
 Angle ± 0.3

3RD. ANGEL'S UNITS MM

DRAWN BY:	DATE	MAT'L	TITLE	JACK
Jack Lu	05/19/17		MODLE	DC JACK
CHECKED BY:	DATE	FINISH	SCALE	1 : 1
Jacky Chen	05/19/17		DWG NO.	DC-022-x-S124
APPROVED BY:	DATE	SHEET NO.	PART NO.	DC-022-x-S124
Tony Kao	05/19/17	1 of 1		

ITEM NO.	DESCRIPTION	DRAWN	DATE